

Raymond School District

2020-2021 Annual Report Card



Administration

Dr. David DeRuosi, Jr., Interim Superintendent of Schools
Marjorie Whitmore, Business Administrator
Michael Hatfield, Director of Student Services
Jennifer Foley, District-Wide Student Services Coordinator
Barbara Kelly, Assistant Director of Student Services
Steven Woodward, Raymond High School Principal
Fiona Coomey, Raymond High School Assistant Principal
Robert Bickford, Iber Holmes Gove Middle School Principal
Brigitte Cunningham, Iber Holmes Gove Middle School Assistant Principal
Laura Yacek, Lamprey River Elementary School Principal
Dorothy Franchini, Lamprey River Elementary School Assistant Principal
Patrick Arseneault, Youth Program Director
Jessica Caron, Director of Student Behavioral Health
Karen Stuart, Director of Human Resources
Brittany L'Heureux, Technology Director
Judith DiNatale, School Nutrition Services Director
Todd Ledoux, Safety and Facilities Director

School Board

Joseph Saulnier, Chair
John Harmon, Vice Chair
Ada Vadeboncoeur, Secretary
Anthony Clements
Dawn Leamer
Mason Lord, Student Representative

An Equal Opportunity Employer. The District shall not discriminate in its education programs, activities, or employment practices on the basis of race, color, national origin, age, sex, sexual orientation, religion, or handicap under the provisions of Title VI of the Civil Rights Act of 1964, the Age Discrimination Act of 1967, Title IX of the Education Amendment of 1972, and Section 504 of the Rehabilitation Act of 1973. Any person having inquiries concerning the District's compliance with the regulations implementing these laws may contact the Superintendent of Schools.

Superintendent's Message

Dear Raymond Community,

As a district we look forward to the 2021-2022 school year, something we all have worked hard to bring to fruition. Last year we worked through the uncertainty and adjustments of educating students during the COVID-19 pandemic. In that unprecedented time, it was a true test for a school district and the community we serve to remain focused on the education and wellbeing of our students. We should be proud of the accomplishments we made and hold on to some of the best practices we learned.

This year, our school district has entered the next challenge of returning to in-person learning. The Raymond School District staff are ready to meet any and all potential obstacles with the same level of collaboration, hard work, and commitment they demonstrated throughout the last year. I recognize the road ahead may still present barriers, but our district's staff and administration are ready to move our community of learners forward. It is time to start the work that will bring us back to a sense of normalcy.

As a school district we continue to strive to improve rigor, relevance and engagement for all students, using competency based education as a common lens to focus and organize collective efforts. Added to this academic pursuit we also meet and support our students' social and emotional needs. To accomplish this we will continue to advance our work with multi-tiered support systems for academics, as well as the social emotional needs of our students.

With the support of our parents, teachers, administrators, the School Board, and district partners we will continue to work together in this transition to a post-pandemic school environment that supports our goal of providing our students with the skills they will need to succeed in the future.

Sincerely,

Dr. David DeRuosi, Jr.
Interim Superintendent of Schools
School Administrative Unit #33
Raymond, New Hampshire



RHS Senior Class Night

The Year in Review

September

- Students returned to school following a hybrid (part in-person, part remote) schedule. A remote option remained available, as well. 4th grade students started in their new classrooms at IHGMS. Preschool students started the year in their new classrooms at Raymond High School. Welcome to RAM Nation, RHS Lambs!

October

- RHS Student Council hosted a virtual pumpkin carving contest for classes to earn spirit points.
- Schools celebrated *Red Ribbon Week*, the oldest and largest drug prevention campaign in the United States, with activities such as dress up days to share the message of living drug free and encouraging recovery efforts.
- Learning Enrichment Afterschool Program (LEAP) students participated in a recycling competition to help recognize afterschool programs nationwide.
- Raymond Fire Department visited kindergarten classes for Fire Prevention Week.
- 7th grade students explored Lamprey River, catching tadpoles, frogs, larvae, fish, mussels, snails and more.
- Superintendent McCoy hosted a virtual coffee hour on the topic of School Finance.
- IHGMS Boys Soccer and Girls Soccer Teams both become Tri-County Champions!

November

- Superintendent McCoy held a virtual coffee hour on the topic of School Health and Safety during COVID-19.
- A Virtual "I Am College Bound/I Applied" event was held for RHS students. RHS seniors had the opportunity to submit at least one college admission application and receive remote help from admissions office representatives from various New Hampshire colleges and universities. Application fees for all New Hampshire universities and colleges were waived during the event.
- RHS Student Council participated in *Trick or Canning*, collecting canned goods and non-perishables for local food pantries.
- IHGMS staff wore their college gear to celebrate College Week.
- RHS Boys Soccer, Girls Soccer, and Football teams advanced to the NHIAA Division Semi-finals!



RHS Pumpkin Carving Contest



LRES Fire Prevention Week



IHGMS Community Garden



LRES Camping Day

December

- School District administrators presented the 2021-22 proposed budget to the Raymond Town Budget Committee on December 1st.
- LRES celebrated Holiday Spirit Dress Up Days.
- IHGMS Holiday Spirit Week!
- RHS held their 2020 Winter Carnival - Virtual Edition! Snowman building, door decorating, gingerbread houses, and ugly sweater day!
- Superintendent McCoy held a virtual coffee hour on the topic of School Nutrition Services.

January

- Superintendent McCoy hosted a virtual coffee hour on the topic of the School District warrant articles.
- The School District's Deliberative Session was held on Saturday, January 30th.

February

- RHS students and staff participated in the Penguin Plunge in support of Special Olympics of New Hampshire. They raised over \$37,000!
- IHGMS Spirit Week!
- IHGMS Girls Basketball Team became the D3 Tri-County League Champions!
- LRES celebrated *Kindness Week*.

March

- Raymond School District hosted our first COVID-19 Vaccination Clinic.
- RHS student Madilyn Yockel became the NHIAA 2021 State Individual Bowling Champion.
- RHS students represented the Raymond Rams in the Granite State Challenge.
- Superintendent McCoy hosted a virtual coffee hour on the topic of Student Services.
- John Harmon and Ada Vadeboncoeur were elected to the Raymond School Board.
- RHS Basketball Coach Jaryd Piecuch was selected the NH Division III Boys Basketball Coach of the Year.
- Open Virtual Forums were held for parents for assistance with student engagement and learning during the pandemic.
- IHGMS National Junior Honor Society organized a food drive which resulted in almost 1,200 items being donated to Raymond Community Action and End 68 Hours of Hunger.
- RHS Boys Basketball team advanced to the NHIAA Division Semi-finals!
- LRES celebrated *Read Across America* month with spirit days, staff readings, and a read-a-thon.

April

- Superintendent Tina McCoy announced her retirement effective June 30.
- WMUR Meteorologist Kevin Skarupa visited two elementary remote classes to discuss weather.
- Raymond School District hosted our second COVID-19 Vaccination Clinic.
- 5th and 6th grade students enjoyed *Nature's Classroom on Wheels* at Pawtuckaway State Park.
- Superintendent McCoy hosted a virtual coffee hour on the topic of in-district services and supports.
- Students returned to a full-time in-person schedule. A remote option remained available, as well.
- LRES students used recycled materials to make bird feeders for Earth Day.
- 4th grade students held mock presidential elections and then each class became a different branch of the government to learn how a bill becomes a law.



Second grade art students learned the secret of drawing trees

May

- Spirit Week at RHS!
- RHS Seniors visited Six Flags New England for their Senior Class Trip.
- Celebration of Excellence was held to celebrate awards and achievements of RHS underclassmen.
- RHS Senior Anya Cunningham was named WMUR's Hometown Hero.
- IHGMS staff and students participated in Mental Health Awareness Month, with area partners who work with our schools in support of efforts to keep students connected.
- Public forums were held for parent and community input on the District's Fall Reopening Plan.
- IHGMS students expanded their vegetable garden to help provide more free vegetables to the community.
- 2nd grade students wrote letters to the Raymond community about recycling and our environment.
- RHS REAP celebrated their last Adventurelore outing of the year.



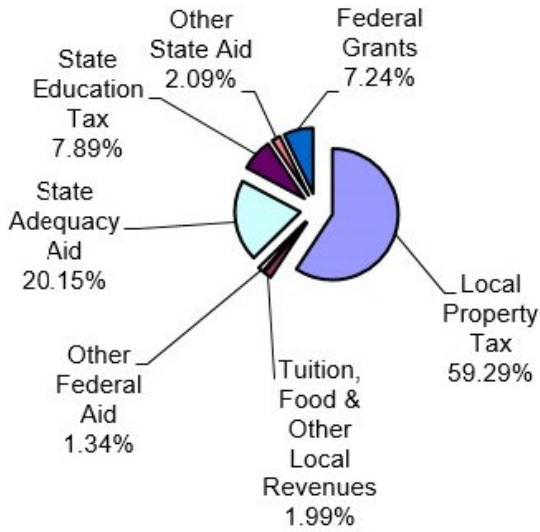
RHS Spirit Week

June

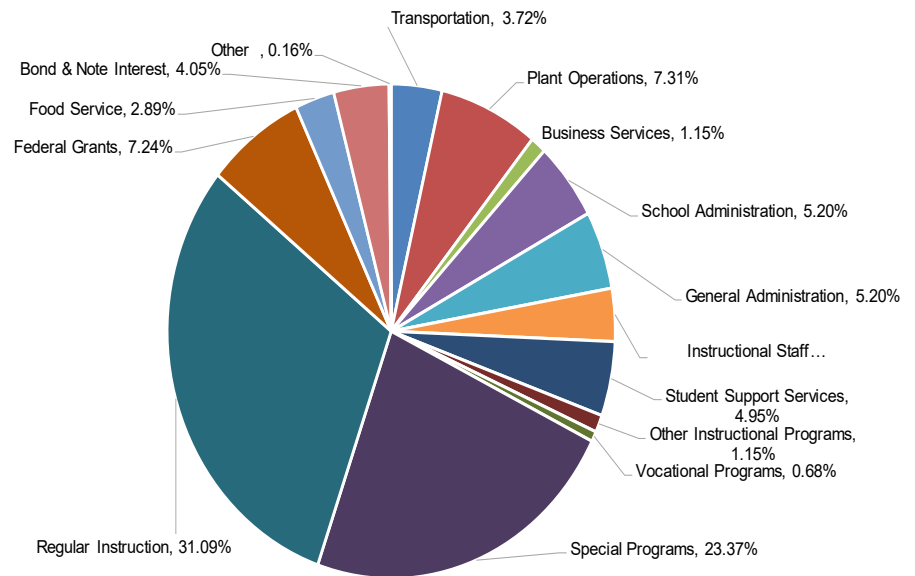
- Students celebrated at the RHS Prom at the Executive Court in Manchester.
- Dr. David DeRuosi, Jr. was chosen for the position of Interim Superintendent of Schools starting July 1.
- LRES teacher Crystal Ajemian won the District's *You Make the Difference Award!*
- LRES students had fun during their field day events!
- Class Day, awards ceremony, and BBQ for 8th grade students took place on June 16th.
- 5th Grade participated in their Field Day and 7th Grade took a trip to see "Cruella" in the theatre.
- RHS was selected as the first ever class of Granite State Banner Schools. RHS was chosen along with five other New Hampshire schools for demonstrating a commitment to inclusion, including Special Olympics Unified Sports, inclusive youth leadership, and whole-school engagement and sustainability. Way to go RAMS and RAM NATION!
- RHS Class of 2021 Senior Class Night took place on June 9th.
- The Class of 2021, in their caps and gowns, walked the halls of LRES, IHGMS, and RHS in our traditional Green-to-Green March.
- 70 Raymond High School students graduated this year - congratulations Class of 2021!

Financial Data

SOURCES OF REVENUE



DISTRIBUTION OF EXPENSES

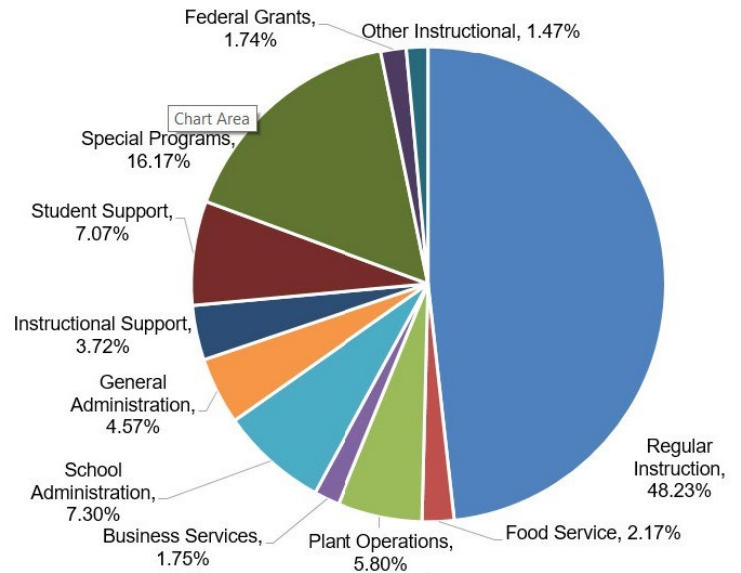


COMPARISON OF GENERAL FUND REVENUES AND EXPENDITURES

	Revenues*	Expenditures
2009-2010 Actuals	\$20,174,424	\$20,061,052
2010-2011 Actuals	\$20,021,913	\$20,259,863
2011-2012 Actuals	\$20,090,933	\$20,392,174
2012-2013 Actuals	\$20,228,934	\$20,495,742
2013-2014 Actuals	\$20,725,672	\$20,444,887
2014-2015 Actuals	\$21,222,088	\$21,269,145
2015-2016 Actuals	\$21,859,201	\$21,595,829
2016-2017 Actuals	\$21,930,802	\$21,593,655
2017-2018 Actuals	\$23,522,507	\$22,713,728
2018-2019 Actuals	\$23,636,677	\$23,495,575
2019-2020 Actuals	\$25,993,808	\$23,565,514
2021-2021 Actuals	\$24,657,997	\$24,752,804

*Revenues do not include prior year surplus amounts

DISTRIBUTION OF EMPLOYEE SALARIES



2020-2021 Total Salaries \$11,230,103

Student/Staff Data

DISTRICT PUBLIC SCHOOL ENROLLMENT					
		Elementary (PreK-4)	Middle	High	Total
2007-2008		587	419	518	1524
2008-2009		602	443	445	1490
2009-2010		604	453	462	1519
2010-2011		570	453	444	1467
2011-2012		554	451	419	1424
2012-2013		569	434	445	1448
2013-2014		570	398	448	1416
2014-2015		555	417	448	1420
2015-2016		568	411	441	1420
2016-2017		515	401	420	1336
2017-2018		502	401	373	1276
2018-2019		494	380	368	1242
2019-2020		508	373	345	1226
	Pre-K	Elementary (Grades K-3)	Middle (Grades 4-8)	High (Grades 9-12)	Total
2020-2021	38	354	439	351	1182

AVERAGE DAILY STUDENT ATTENDANCE			
	Elementary (1-4)	Middle	High
2006-2007	94.9%	94.9%	91.3%
2007-2008	95.0%	94.8%	90.4%
2008-2009	93.3%	92.9%	90.4%
2009-2010	95.0%	94.6%	93.1%
2010-2011	94.6%	95.1%	92.0%
2011-2012	95.2%	95.0%	93.0%
2012-2013	92.4%	94.6%	92.2%
2013-2014	95.4%	95.1%	93.5%
2014-2015	95.2%	95.0%	93.1%
2015-2016	95.1%	95.2%	91.9%
2016-2017	95.3%	94.6%	91.6%
2017-2018	95.1%	95.2%	92.3%
2018-2019	94.9%	95.1%	92.0%
2019-2020	94.6%	94.8%	91.0%
2020-2021	NA	NA	NA

PERCENTAGE OF SPECIAL EDUCATION STUDENTS

	2007-2008	2008-2009	2009-2010	2010-2011	2011-2012	2012-2013	2013-2014	2014-2015	2015-2016	2016-2017	2017-2018	2018-2019	2019-2020	2020-2021
Raymond	19%	19%	17.5%	18.4%	21.02%	18.66%	21.03%	21.66%	21.88%	23.85%	19.67%	22%	19.97%**	23.32%**
State Average	14.6%	15.2%	9.72%	9.64%	9.45%	10.68%	14.89%	N/A	N/A	N/A	16.36%*	18%	N/A	N/A

*State Average calculated by Raymond School District using special education population as per census completed in October 2017 and regular education population as per the state profile.

**District percentage calculated using October 1 enrollment for grades 1-12, including students placed out-of-district.

FREE AND REDUCED LUNCH % ELIGIBLE STUDENTS

	2006-2007	2007-2008	2008-2009	2009-2010	2010-2011	2011-2012	2012-2013	2013-2014	2014-2015	2015-2016	2016-2017	2017-2018	2018-2019	2019-2020	2020-2021
Elem.	25.12%	30.34%	27.05%	33.41%	30.30%	28.33%	30.54%	34.93%	33.74%	36.05%	32.38%	29.82%	32.63%	27.32%	20.44%
Middle	25.43%	28.88%	32.28%	32.01%	31.79%	35.03%	32.72%	32.66%	27.10%	25.30%	28.18%	26.18%	33.33%	24.93%	16.59%
High	21.07%	23.55%	21.17%	24.24%	25.45%	23.92%	26.97%	28.13%	26.56%	28.80%	25.00%	21.45%	19.02%	17.25%	8.83%
District Average (Gr. 1-12)	23.69%	27.40%	26.83%	29.85%	29.19%	29.25%	30.05%	31.80%	29.03%	30.11%	28.42%	25.85%	28.28%	23.11%	15.28%
State Average (Gr. 1-12)	18.88%	19.45%	20.87%	23.95%	25.65%	26.76%	27.26%	28.27%	28.93%	28.06%	27.3%	26.43%	27.16%	24.77%	21.15%

Student/Staff Data

STUDENT DROPOUT RATE		
	District	NH State Average
2006-2007	6.8%	3.2%
2007-2008	5.0%	2.5%
2008-2009	4.2%	1.7%
2009-2010	1.29%	.97%
2010-2011	2.24%	1.19%
2011-2012	2.61%	1.26%
2012-2013	1.35%	1.29%
2013-2014	1.98%	1.05%
2014-2015	2.67%	1.04%
2015-2016	1.57%	1.12%
2016-2017	2.13%	1.12%
2017-2018	2.65%	1.05%
2018-2019	1.08%	1.02%
2019-2020	0.58%	0.94%

SCHOOL EXPULSIONS			
	Elementary	Middle	High
2006-2007	0	0	3
2007-2008	0	0	0
2008-2009	0	0	0
2009-2010	0	0	0
2010-2011	0	0	1
2011-2012	0	0	1
2012-2013	0	0	0
2013-2014	0	0	0
2014-2015	0	0	0
2015-2016	0	0	0
2016-2017	0	0	0
2017-2018	0	0	0
2018-2019	0	0	0
2019-2020	0	0	0
2020-2021	0	0	0

2020-2021 TEACHER EDUCATIONAL ATTAINMENT			
	# of Teachers	% Bachelor Degree	% Master Degree +
Raymond	99.5	41.2%	58.8%
State Total	14,144.5	35.9%	63.4%

Student/Staff Data

TOP FIVE DISCIPLINE VIOLATIONS				
RAYMOND HIGH SCHOOL	2019-2020		2020-2021	
	Defiance/Insubordination	201	Truancy	295
	Tardy	198	Defiance	132
	Truancy	155	Skip Class	43
	Skip Class	141	Inappropriate Language	22
	Disruption	53	Tardy	21
	Total Number of All Referrals	1011	Total Number of All Referrals	616
IBER HOLMES GOVE MIDDLE SCHOOL	2019-2020		2020-2021	
	Defiance	233	Inappropriate Language	46
	Disruption	181	Disruption	48
	Defiance	157	Technology Violation	66
	Technology Violation	98	Defiance/Insubordination	88
	Violent without Injury	88	Disrespect	98
	Total Number of All Referrals	942	Total Number of All Referrals	480
LAMPREY RIVER ELEMENTARY SCHOOL	2019-2020		2020-2021	
	Physical Aggression	254	Physical Aggression	44
	Abusive/Inappropriate Lang.	43	Disrespect	10
	Disrespect	26	Defiance/Non-Compliance	10
	Disruption	24	Other Behavior	9
	Defiance	23	Theft	4
	Total Number of All Referrals	418	Total Number of All Referrals	87

IN-SCHOOL SUSPENSIONS														
	2007-2008	2008-2009	2009-2010	2010-2011	2011-2012	2012-2013	2013-2014	2014-2015	2015-2016	2016-2017	2017-2018	2018-2019	2019-2020	2020-2021
Elem.	0	0	0	0	0	0	0	0	9	15	13	46	24	10
Middle	162	108	80	109	160	95	167	88	101	99	97	81	60	14
High	519	305	151	284	360	313	235	228	256	241	284	355	139	71

OUT-OF-SCHOOL SUSPENSIONS														
	2007-2008	2008-2009	2009-2010	2010-2011	2011-2012	2012-2013	2013-2014	2014-2015	2015-2016	2016-2017	2017-2018	2018-2019	2019-2020	2020-2021
Elem.	19	7	5	23	67	53	17	25	29	38	29	72	26	1
Middle	63	45	44	90	92	50	30	36	22	58	54	58	49	23
High	263	140	104	105	128	101	80	155	177	88	35	46	41	66

Student/Staff Data

SAT Raymond High School MEAN SCORES															
	2010-2011			2011-2012			2012-2013			2013-2014			2014-2015		
	60 Tests Taken In Raymond			48 Tests Taken In Raymond			42 Tests Taken In Raymond			59 Tests Taken In Raymond			54 Tests Taken In Raymond		
	Critical Reading	Math	Writing	Critical Reading	Math	Writing	Critical Reading	Math	Writing	Critical Reading	Math	Writing	Critical Reading	Math	Writing
State Average	523	525	511	496	514	488	496	514	488	497	513	487	513	521	503
Raymond	540	535	520	517	506	516	522	522	492	533	543	506	504	513	503
Raymond Low	350	280	300	330	310	350	350	270	330	380	350	340	350	340	310
Raymond High	760	740	770	730	780	710	720	740	400	760	770	720	720	740	740

Beginning with the 2015-16 school year, New Hampshire replaced 11th grade Smarter Balanced Assessment Testing with the SAT. There have been content and design changes to the SAT which affect the way performance is assessed and how results are reported. The former Critical Reading portion of the SAT is now the Evidence-Based Reading and Writing section. This includes the essay portion, which is now optional. The essay is graded with a different scale than the rest of the SAT.

SAT Raymond High School 2015-2016					
95 Students Assessed					
	Reading and Writing	Math	Optional Essay		
			Reading	Analysis	Writing
State Average	519	507	5	3	5
Raymond Average	518	499	5	3	5
Raymond Low	310	310	2	2	2
Raymond High	740	680	8	7	7

SAT Raymond High School 2016-2017					
84 Students Assessed					
	Reading and Writing	Math	Optional Essay		
			Reading	Analysis	Writing
State Average	522	514	5	4	4
Raymond Average	483	472	5	3	5
Raymond Low	200	220	0	0	0
Raymond High	720	730	7	7	6

Student/Staff Data

For 2017-2018 reporting, data points have been changed based on information available. Reporting has been changed to % Proficient Above/Below rather than averages. There was no information available regarding the optional essay.

SAT Raymond High School 2017-2018							
67 Students Assessed							
	State % Proficient and Above	Raymond % Proficient and Above	State % Below Proficient	Raymond % Below Proficient	Raymond Mean	Raymond Low	Raymond High
Reading and Writing	66	64.2	34.1	35.8	526	350	760
Math	51.4	37.3	58.5	62.7	515	280	760

For 2018-2019 reporting, data points now reflect whether student scores were “At or above grade level,” or “Below grade level.”

SAT Raymond High School 2018-2019							
66 Students Assessed							
	State % At or Above Grade Level	Raymond % At or Above Grade Level	State % Below Grade Level	Raymond % Below Grade Level	Raymond Mean	Raymond Low	Raymond High
Reading and Writing	64	58	36	42	489	330	690
Math	43	33	57	67	494	300	710
Optional Essay							
	Reading	Analysis	Writing				
State Average	4	3	5				
Raymond Average	4	3	5				
Raymond Low	0	0	0				
Raymond High	7	6	7				

SAT Raymond High School Seniors Fall 2020 Test Day							
54 Students Assessed							
	State % At or Above Grade Level	Raymond % At or Above Grade Level	State % Below Grade Level	Raymond % Below Grade Level	Raymond Mean	Raymond Low	Raymond High
Reading and Writing	68	69	32	31	509	370	660
Math	43	30	57	70	487	310	670

SAT Raymond High School Juniors March 2021 Test Day							
69 Students Assessed							
	State % At or Above Grade Level	Raymond % At or Above Grade Level	State % Below Grade Level	Raymond % Below Grade Level	Raymond Mean	Raymond Low	Raymond High
Reading and Writing	64	46	36	54	476	350	670
Math	43	22	57	78	472	340	630

OUR 2021 GRADUATES - WHERE ARE THEY GOING?

Babson College
Great Bay Community College
Johnson & Wales University
Keene State College
Manchester Community College
Massachusetts Maritime Academy
Merrimack College

New Hampshire Technical Institute
Plymouth State University
Saint Joseph's College
Southern New Hampshire University
Saint Lawrence University
University of Alabama
University of New Hampshire
Wheaton College

POST GRADUATE STUDENT PLACEMENT

	4-Year Programs	Less than 4-Year Programs	Returning for post-graduate study	Employed	Armed Forces	Unemployed	Unaccounted For
2020-21	36.6%	18.3%	0.0%	39.4%	0.0%	2.8%	2.8%
2019-20	29.1%	12.7%	0.0%	54.4%	3.8%	0.0%	0.0%
2018-19	36.1%	23.7%	3.0%	34.0%	2.0%	0.0%	1.0%
2017-18	34.1%	20.5%	0.0%	42.1%	0.0%	3.4%	0.0%
2016-17	33.0%	28.4%	0.0%	32.1%	4.6%	0.9%	0.9%
2015-16	29.0%	15.1%	0.0%	48.4%	7.5%	0.0%	0.0%
2014-15	36.6%	26.9%	0.0%	34.4%	1.1%	1.1%	0.0%
2013-14	33.3%	22.2%	0.0%	34.4%	2.2%	6.7%	1.1%
2012-13	36.1%	26.7%	0.0%	34.9%	1.2%	1.2%	0.0%
2011-12	38.6%	25.3%	0.0%	34.9%	1.2%	0.0%	0.0%
2010-11	40.9%	22.7%	0.0%	30.0%	0.9%	5.5%	0.0%
2009-10	33.3%	21.6%	0.0%	40.5%	2.7%	0.9%	0.9%
2008-09	34.0%	23.4%	0.0%	34.0%	4.3%	0.0%	4.3%
2007-08	34.2%	31.6%	0.0%	29.8%	4.4%	0.0%	0.0%
2006-07	65.3%	27.6%	1.0%	5.1%	0.0%	0.0%	1.0%