


Raymond School District

2019-2020 Annual Report Card



Administration

Dr. Tina McCoy, Superintendent of Schools
Marjorie Whitmore, Business Administrator
Dr. Michael Whaland, Curriculum Director
Michael Hatfield, Student Services Director
Steven Woodward, Raymond High School Principal
Fiona Coomey, Raymond High School Assistant Principal
Robert Bickford, Iber Holmes Gove Middle School Principal
Kim Capen, Special Education Transition/Process Coordinator
Brigitte Cunningham, Iber Holmes Gove Middle School Assistant Principal
Rebecca Hadik, Iber Holmes Gove Middle School Special Education Coordinator
Laura Yacek, Lamprey River Elementary School Principal
Dorothy Franchini, Lamprey River Elementary School Assistant Principal
Marissa Nerenburg, Lamprey River Elementary School Special Education Coordinator
Patrick Arsenault, Youth Program Director
Jessica Caron, Director of Student Behavioral Health
Karen Stuart, Director of Human Resources
Kevin Federico, Technology Director
Judith DiNatale, School Nutrition Services Director
Todd Ledoux, Safety and Facilities Director

School Board

Joseph Saulnier, Chair
Janice Arsenault, Vice Chair
Beth Paris, Secretary
Anthony Clements
Melissa Sytek
Isabella DaSilva, Student Representative

An Equal Opportunity Employer. The District shall not discriminate in its education programs, activities, or employment practices on the basis of race, color, national origin, age, sex, sexual orientation, religion, or handicap under the provisions of Title VI of the Civil Rights Act of 1964, the Age Discrimination Act of 1967, Title IX of the Education Amendment of 1972, and Section 504 of the Rehabilitation Act of 1973. Any person having inquiries concerning the District's compliance with the regulations implementing these laws may contact the Superintendent of Schools.

Superintendent's Message

Dear Raymond Community,

The 2019-20 school year was unique and challenging for students, their families, and staff members alike. That being said, the COVID-19 pandemic was also an unprecedented opportunity for our school district and community to unite with the common goal of preparing our students for future success despite unforeseen obstacles. We were compelled to quickly and drastically change the way we educate students. This gave rise to creativity, collaboration and innovation within our educational community. I am very proud of the cooperation and teamwork that occurred in support of our students.

The rapid changes that we have all witnessed this year underscore the need to help our students develop the skills, knowledge and dispositions that they need to be ready to thrive in any situation; *ready for anything*. To that end, the District revised its Mission statement:

The mission of the Raymond School District is to ensure high levels of learning and critical thinking for all and to promote the skills, dispositions, and habits that allow students to become resilient, engaged citizens who value others and contribute positively to society. Through innovation and collaboration with our community, we will encourage and challenge each student with a rigorous and relevant program.

I hope you will peruse this Annual Report Card to the Community, to gain a deeper understanding of our organization and how our students are performing. The District continues to move forward and strive to make improvements in accord with our [Strategic Plan](#).

If you would like to receive more frequent updates about the Raymond School District, please sign up to receive our [Community Newsletter](#) or our [News Blog](#).

Thank you for your support of the Raymond School District!

Sincerely,

Tina H. McCoy



*School Board Chair Joseph Saulnier, Superintendent Tina McCoy,
Governor Chris Sununu, RHS Principal Steve Woodward.*

Photo courtesy of Amy Doucette, Life in a Lens.

The Year in Review

September

- RHS Homecoming Week: College Day, Sports Day, Cowboys vs. Aliens, parade, sports, and Homecoming Dance.
- Melissa Sytek was sworn in as a Raymond School Board Member.
- IHGMS 8th grade visited Coppal House Farm corn maze.
- A parent presentation open to the public was offered, *Raising Digital Natives*, to update parents on technology trends and internet safety issues.
- LRES students talked with the School Board about their *Road to Learning*, which consists of artistic enhancements in the kindergarten wing designed to encourage movement.
- IHGMS Parent Core Group was awarded the *Blue Ribbon* from New Hampshire Partners in Education for their volunteer work and student support.

October

- Author Jessie Chris visited LRES and read her book with students.
- District administrators held an informal review and discussion open to the public about district grant funding.
- RHS Interact Club held a Winter Coat Drive, collecting over 30 coats and other winter gear.
- IHGMS 7th grade students presented their student websites to the School Board. Their websites included a research project on pumpkins, student artwork, and satirical content.
- Preschool students visited the Raymond Safety Complex, where they learned about wearing helmets and seat belts, and fire safety tips.
- IHGMS 7th grade students explored Lamprey River during River Exploration Week, finding tadpoles, catfish, bass, crayfish, and minnows!
- RHS students attended the Raymond Coalition for Youth 7th Annual Prevention Summit.
- LRES students Skyped with a Yellowstone Park Ranger for a nature lesson.
- RHS Connections Class visited Raymond Fire Department.
- IHGMS 5th grade visited Pawtuckaway State Park for a teambuilding trip.
- The District held an open forum for discussion of possibility of moving the 4th grade from LRES to IHGMS.
- Red Ribbon Week was celebrated throughout the district.
- RHS Interact Club donated \$175 from bakes sales to the Raymond-Area Rotary Club's Polio Eradication project.
- RHS collected 1,038 lbs of food for our local food pantry.
- Preschoolers wrapped up their October month learning about fall, fire safety, pumpkins and spooky stuff!



7th Grade Lamprey River Exploration



Preschool students visiting Raymond Fire Department

November

- Raymond School District hosted the Hannaford Food Pantry Kickoff Event - for Hannaford's "Fuel Kids at School" initiative.
- LRES Girls on the Run raised \$220 for the California Fire Foundation to help victims of the wildfires.
- RHS held their Fall Sports Awards.
- IHGMS 6th grade students celebrated "World Kindness Day" by wearing cardigans and writing quotes made by Fred Rogers to hang throughout the school .
- RHS REAP students volunteered to assist the Emergency Food Assistance Program for Rockingham County each month with their food distribution. Students worked with the program administrators to load supplies for many food pantries in the county.
- IHGMS staff members participated in No-Shave November, raising \$370 for local charities.
- Superintendent McCoy announces classroom relocation plans for fall 2020: 4th grade students will move to IHGMS and the preschool program will move to the high school building. These changes will allow the district to remove the portables located at LRES.
- RHS National Honor Society induction ceremony was held to welcome new student inductees.
- RHS Drama performed "Baskerville—Beware the Hound."
- IHGMS students presented an overview of their book reports and related activities to the School Board. The students used PowerPoints, art projects and dioramas
- LRES hosted their Harvest Feast, a time for kindergarten students to invite parents to the school to join them for a turkey and potatoes meal.
- IHGMS held their first "book tasting" event.
- LRES student Leah Unger was recognized by WMUR for her mission and fundraising efforts to help girls in Africa.
- RHS Interact Club and Drama Club participated in their yearly distribution of Thanksgiving baskets with Raymond Rotary and Lions Club.
- *I Am College Bound* day was held at RHS. 41 students applied to 181 schools during this event, using fee waivers for a total savings of over \$6,000.
- RHS Football finished the season with a record of 5-2, which seeded them #2 in the Division IV State Tournament.

December

- LRES students made gingerbread houses, which has become a tradition at LRES. Parent volunteers joined the students, and students took their houses home with them at the end of the day.
- RHS held their Winter Choral and Instrumental Concerts.
- IHGMS held a career fair for students.
- *Empty Bowls Fundraiser* was held to benefit the Raymond Food Pantry. Handmade bowls, made by students and faculty, served up soup and bread for this fundraising event.
- The Grinch was spotted at LRES.
- The RHS Band participated in *Wreaths Across America*. IHGMS Student Council and National Junior Honor Society students represented the middle school at the event, as well.
- The RHS Student Athlete Leadership Team visited the NH Veteran's Home in Tilton.



IHGMS students at Wreaths Across America

January

- Raymond Fire Department stopped by to have lunch with LRES students.
- Motivational speaker Deo Mwano met with RHS students about diversity and honoring individual strengths.
- LRES second grade teachers tapped 15 maple trees - the 5th season of collecting sap to make their own maples syrup.
- LRES held their Family Night of Code.
- Raymond Coalition for Youth held a training for a representative group of high school students on suicide prevention.
- LRES PTO held a Mother/Daughter Paint event.
- 4th grade students presented the UNH-STEM program to the School Board.

February

- The School District Deliberative Session was held February 8th.
- LRES held a "book tasting" event - the classroom was set up like a restaurant and students have a variety of character trait "menus" to choose from to help select a book.
- RHS Boys Basketball Team advances to the playoffs.
- Students at IHGMS celebrated Spirit Week, with door designs, a lip-syncing contest, and which culminated in a Student/Faculty Basketball Game.
- LRES staff and students explained and modeled the FUNdations reading program for the School Board.
- RHS students participated in the Penguin Plunge at Hampton Beach. The RHS Ramguins raised over \$45,000 for Special Olympics!
- LRES 4th grade students spoke with the School Board about their UNH STEMBassadors visit. UNH engineering students designed activities for students to work together to build.
- IHGMS 7th grade students took a fun field trip to Exeter Rinks.
- Raymond School District received an Outstanding Leadership in Education Award by NH Jobs for America's Graduates.
- LRES students visited the SEE Science Center.
- IHGMS students discussed *Project Safeguard* with the School Board. *Project Safeguard* is a conference for 7th grade students that addresses peer pressure, self-esteem, alcohol, tobacco and drug education, media messages, internet safety, and parent/student communication.
- RHS held an Open House for rising 8th grade students and their families.

March

- LRES celebrated the 100th Day of School.
- LRES students dressed as their favorite storybook characters!
- RHS JAG students visited Lakes Region Community College.
- LRES students took part in a voting day to vote on ideas for changes to the school, such as lunchroom choices and playground improvements.
- "Grab and Go" meals were offered to students beginning in March and through the remainder of the school year. District staff members, with the help of our transportation company, also delivered some meals to students' homes.
- LRES and IHGMS students took part in "Read Across America" week.
- RHS held their Winter Semi-formal—a great night when students dressed up and had fun.
- Voting Day: Voters approved the proposed operating budget, funding to capital reserve funds, and grant "fiscal disparity" funds. Voters also approved the citizen's petition to include estimated tax impacts in budget and special warrant articles. Appropriations for energy efficiency equipment and improvements were not approved. Tony Clements was elected to the School Board.
- RHS Cheerleaders advanced to D III State Tournament.
- Our Food Service Department started the Grab N' Go option for students to receive school lunches while learning remotely.
- A District Technology Support hotline was established for employees and parents to receive direct IT assistance during school hours.



Read Across America Week

April

- LRES students celebrated Earth Day virtually by completing environmentally conscious activities and projects while learning from home.
- Governor Sununu announced the closure of all schools in New Hampshire for the remainder of the school year.
- Teachers - and students! - produced videos for our students to share supportive messages during the lockdown.
- IHGMS Teacher Jim White shared with students a virtual read-aloud of a book he wrote and illustrated - "Samara's Secret."
- LRES took part in Virtual Spirit Week, which included Hat Day, PJ Day, and Family Friday - when students could invite family members to join a live meeting/lesson.
- The School Board adjusted the 2019-20 School District Calendar in light of the pandemic.
- LEAP opens to LRES and IHGMS students for online academic support.

May

- Preschool students, staff, and families enjoyed a virtual preschool celebration.
- Students at LRES took part in a virtual field day.
- The School Board named Michael Hatfield to the position of Student Services Director for the 2020-21 school year.
- RHS Spirit Week! Scavenger Hunt, Sports Day, Art Competition, Lip Sync, and Chalk/Driveway Art.
- Selected RHS student-athletes were awarded "Athlete of the Year" and NHADA and NHIAA "Scholar Athletes."
- RHS Student Government elections were held.

June

- IHGMS Rebecca Boucher received the "You Make the Difference" Award.
- RHS JAG Seniors participated in the "JAG Career Development Conference 2020." Our students participated in—and came in/tied for first place for—interview and public speaking competitions.
- IHGMS 8th Grade Teachers prepared a video for an 8th Grade End of Year ceremony.
- LRES students took part in a "Send-Off to Summer" car parade.
- A virtual "Celebration of Excellence" for our RHS students was held on June 1st.
- The School Board named Brigitte Cunningham to the position of IHGMS Assistant Principal for the 2020-21 school year.
- Raymond School District Administrators took the "Save a Life Pledge."
- A virtual RHS Senior Class Night was held on June 12th.



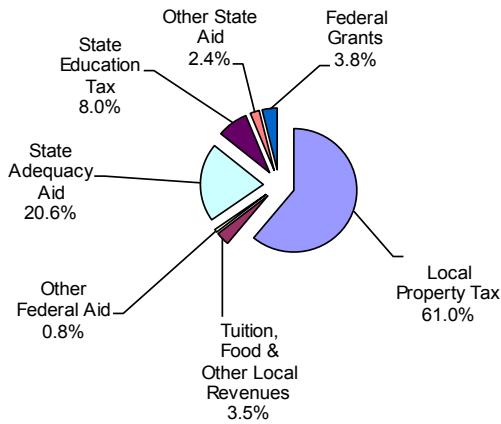
Our amazing Senior Class celebrated their graduation on July 17th at the Delta Dental Stadium in Manchester. Valedictorian Mackenzie Serrine and Salutatorian Aileen Auclair spoke to the graduating class, and the keynote speech was delivered by Governor Chris Sununu! Congratulations to our graduates!



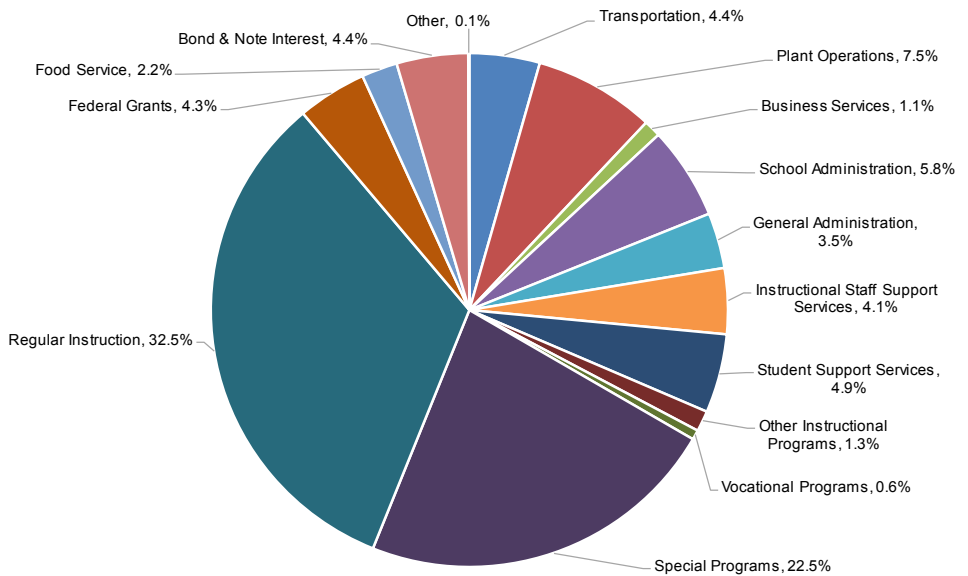
Graduation photos throughout courtesy of Amy Doucette, Life in a Lens.

Financial Data

SOURCES OF REVENUE



DISTRIBUTION OF EXPENSES

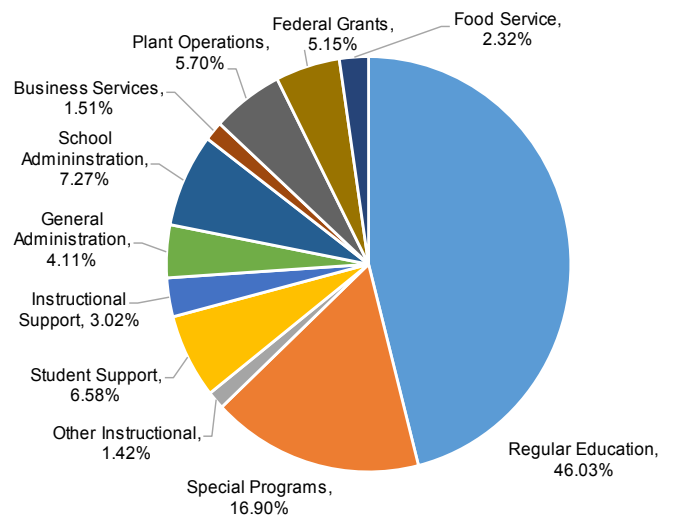


COMPARISON OF GENERAL FUND REVENUES AND EXPENDITURES

	Revenues*	Expenditures
2009-2010 Actuals	\$20,174,424	\$20,061,052
2010-2011 Actuals	\$20,021,913	\$20,259,863
2011-2012 Actuals	\$20,090,933	\$20,392,174
2012-2013 Actuals	\$20,228,934	\$20,495,742
2013-2014 Actuals	\$20,725,672	\$20,444,887
2014-2015 Actuals	\$21,222,088	\$21,269,145
2015-2016 Actuals	\$21,859,201	\$21,595,829
2016-2017 Actuals	\$21,930,802	\$21,593,655
2017-2018 Actuals	\$23,522,507	\$22,713,728
2018-2019 Actuals	\$23,636,677	\$23,495,575
2019-2020 Actuals	\$25,993,808	\$23,565,514

*Revenues do not include prior year surplus amounts

DISTRIBUTION OF EMPLOYEE SALARIES



2019-2020 Total Salaries \$11,270,288

Student/Staff Data

DISTRICT PUBLIC SCHOOL ENROLLMENT				
	Elementary (PreK-4)	Middle	High	Total
2006-2007	607	422	541	1570
2007-2008	587	419	518	1524
2008-2009	602	443	445	1490
2009-2010	604	453	462	1519
2010-2011	570	453	444	1467
2011-2012	554	451	419	1424
2012-2013	569	434	445	1448
2013-2014	570	398	448	1416
2014-2015	555	417	448	1420
2015-2016	568	411	441	1420
2016-2017	515	401	420	1336
2017-2018	502	401	373	1276
2018-2019	494	380	368	1242
2019-2020	508	373	345	1226

AVERAGE DAILY STUDENT ATTENDANCE			
	Elementary (1-4)	Middle	High
2006-2007	94.9%	94.9%	91.3%
2007-2008	95.0%	94.8%	90.4%
2008-2009	93.3%	92.9%	90.4%
2009-2010	95.0%	94.6%	93.1%
2010-2011	94.6%	95.1%	92.0%
2011-2012	95.2%	95.0%	93.0%
2012-2013	92.4%	94.6%	92.2%
2013-2014	95.4%	95.1%	93.5%
2014-2015	95.2%	95.0%	93.1%
2015-2016	95.1%	95.2%	91.9%
2016-2017	95.3%	94.6%	91.6%
2017-2018	95.1%	95.2%	92.3%
2018-2019	94.9%	95.1%	92.0%
2019-2020	N/A	N/A	N/A

PERCENTAGE OF SPECIAL EDUCATION STUDENTS													
	2007-2008	2008-2009	2009-2010	2010-2011	2011-2012	2012-2013	2013-2014	2014-2015	2015-2016	2016-2017	2017-2018	2018-2019	2019-2020
Raymond	19%	19%	17.5%	18.4%	21.02%	18.66%	21.03%	21.66%	21.88%	23.85%	19.67%	22%	19.97%**
State Average	14.6%	15.2%	9.72%	9.64%	9.45%	10.68%	14.89%	N/A	N/A	N/A	16.36%*	18%	N/A

*State Average calculated by Raymond School District using special education population as per census completed in October 2017 and regular education population as per the state profile.

**District percentage calculated using October 1 enrollment for grades 1-12, including students placed out-of-district.

FREE AND REDUCED LUNCH % ELIGIBLE STUDENTS														
	2006-2007	2007-2008	2008-2009	2009-2010	2010-2011	2011-2012	2012-2013	2013-2014	2014-2015	2015-2016	2016-2017	2017-2018	2018-2019	2019-2020
Elementary	25.12%	30.34%	27.05%	33.41%	30.30%	28.33%	30.54%	34.93%	33.74%	36.05%	32.38%	29.82%	32.63%	27.32%
Middle	25.43%	28.88%	32.28%	32.01%	31.79%	35.03%	32.72%	32.66%	27.10%	25.30%	28.18%	26.18%	33.33%	24.93%
High	21.07%	23.55%	21.17%	24.24%	25.45%	23.92%	26.97%	28.13%	26.56%	28.80%	25.00%	21.45%	19.02%	17.25%
District Average* (Gr. 1-12)	23.69%	27.40%	26.83%	29.85%	29.19%	29.25%	30.05%	31.80%	29.03%	30.11%	28.42%	25.85%	28.28%	23.11%
State Average (Gr. 1-12)	18.88%	19.45%	20.87%	23.95%	25.65%	26.76%	27.26%	28.27%	28.93%	28.06%	27.3%	26.43%	27.16%	24.77%

Student/Staff Data

STUDENT DROPOUT RATE		
	District	NH State Average
2006-2007	6.8%	3.2%
2007-2008	5.0%	2.5%
2008-2009	4.2%	1.7%
2009-2010	1.29%	.97%
2010-2011	2.24%	1.19%
2011-2012	2.61%	1.26%
2012-2013	1.35%	1.29%
2013-2014	1.98%	1.05%
2014-2015	2.67%	1.04%
2015-2016	1.57%	1.12%
2016-2017	2.13%	1.12%
2017-2018	2.65%	1.05%
2018-2019	1.08%	1.02%

SCHOOL EXPULSIONS			
	Elementary	Middle	High
2006-2007	0	0	3
2007-2008	0	0	0
2008-2009	0	0	0
2009-2010	0	0	0
2010-2011	0	0	1
2011-2012	0	0	1
2012-2013	0	0	0
2013-2014	0	0	0
2014-2015	0	0	0
2015-2016	0	0	0
2016-2017	0	0	0
2017-2018	0	0	0
2018-2019	0	0	0
2019-2020	0	0	0

2019-2020 TEACHER EDUCATIONAL ATTAINMENT			
	# of Teachers	% Bachelor Degree	% Master Degree +
Raymond	103.5	40.6%	59.4%
State Total (2018-2019)	13,409.4	38.1%	61.5%

2019-2020 State data is not yet available.

Student/Staff Data

TOP FIVE DISCIPLINE VIOLATIONS				
	2018-2019		2019-2020	
	RAYMOND HIGH SCHOOL	Tardy	405	Defiance/Insubordination
Truancy		321	Tardy	198
Defiance/Insubordination		203	Truancy	155
Skip Class		105	Skip Class	141
Inappropriate Language		68	Disruption	53
Total Number of All Referrals		1251	Total Number of All Referrals	1011
IBER HOLMES GOVE MIDDLE SCHOOL		2018-2019		2019-2020
	Defiance	246	Defiance	233
	Disrespect	216	Disruption	181
	Disruption	262	Defiance	157
	Technology Violation	106	Technology Violation	98
	Violent without Injury	123	Violent without Injury	88
	Total Number of All Referrals	1294	Total Number of All Referrals	942
LAMPREY RIVER ELEMENTARY SCHOOL	2018-2019		2019-2020	
	Defiance	335	Inappropriate Contact	252
	Violent w/o Injury	163	Defiance	230
	Disruption	126	Violent w/o injury	94
	Inappropriate Language	112	Inappropriate Language	86
	Inappropriate Contact	40	Disruption	47
	Total Number of All Referrals	776	Total Number of All Referrals	822

IN-SCHOOL SUSPENSIONS													
	2007-2008	2008-2009	2009-2010	2010-2011	2011-2012	2012-2013	2013-2014	2014-2015	2015-2016	2016-2017	2017-2018	2018-2019	2019-2020
Elem.	0	0	0	0	0	0	0	0	9	15	13	46	24
Middle	162	108	80	109	160	95	167	88	101	99	97	81	60
High	519	305	151	284	360	313	235	228	256	241	284	355	139

OUT-OF-SCHOOL SUSPENSIONS													
	2007-2008	2008-2009	2009-2010	2010-2011	2011-2012	2012-2013	2013-2014	2014-2015	2015-2016	2016-2017	2017-2018	2018-2019	2019-2020
Elem.	19	7	5	23	67	53	17	25	29	38	29	72	26
Middle	63	45	44	90	92	50	30	36	22	58	54	58	49
High	263	140	104	105	128	101	80	155	177	88	35	46	41

Student/Staff Data

SAT Raymond High School MEAN SCORES															
	2010-2011			2011-2012			2012-2013			2013-2014			2014-2015		
	60 Tests Taken In Raymond			48 Tests Taken In Raymond			42 Tests Taken In Raymond			59 Tests Taken In Raymond			54 Tests Taken In Raymond		
	Critical Reading	Math	Writing	Critical Reading	Math	Writing	Critical Reading	Math	Writing	Critical Reading	Math	Writing	Critical Reading	Math	Writing
State Average	523	525	511	496	514	488	496	514	488	497	513	487	513	521	503
Raymond	540	535	520	517	506	516	522	522	492	533	543	506	504	513	503
Raymond Low	350	280	300	330	310	350	350	270	330	380	350	340	350	340	310
Raymond High	760	740	770	730	780	710	720	740	400	760	770	720	720	740	740

Beginning with the 2015-16 school year, New Hampshire replaced 11th grade Smarter Balanced Assessment Testing with the SAT. There have been content and design changes to the SAT which affect the way performance is assessed and how results are reported. The former Critical Reading portion of the SAT is now the Evidence-Based Reading and Writing section. This includes the essay portion, which is now optional. The essay is graded with a different scale than the rest of the SAT.

SAT Raymond High School 2015-2016					
95 Students Assessed					
	Reading and Writing	Math	Optional Essay		
			Reading	Analysis	Writing
State Average	519	507	5	3	5
Raymond Average	518	499	5	3	5
Raymond Low	310	310	2	2	2
Raymond High	740	680	8	7	7

SAT Raymond High School 2016-2017					
84 Students Assessed					
	Reading and Writing	Math	Optional Essay		
			Reading	Analysis	Writing
State Average	522	514	5	4	4
Raymond Average	483	472	5	3	5
Raymond Low	200	220	0	0	0
Raymond High	720	730	7	7	6

Student/Staff Data

For 2017-2018 reporting, data points have been changed based on information available. Reporting has been changed to % Proficient Above/Below rather than averages. There was no information available regarding the optional essay.

SAT Raymond High School 2017-2018							
67 Students Assessed							
	State % Proficient and Above	Raymond % Proficient and Above	State % Below Proficient	Raymond % Below Proficient	Raymond Mean	Raymond Low	Raymond High
Reading and Writing	66	64.2	34.1	35.8	526	350	760
Math	51.4	37.3	58.5	62.7	515	280	760

For 2018-2019 reporting, data points now reflect whether student scores were "At or above grade level," or "Below grade level."

SAT Raymond High School 2018-2019							
66 Students Assessed							
	State % At or Above Grade Level	Raymond % At or Above Grade Level	State % Below Grade Level	Raymond % Below Grade Level	Raymond Mean	Raymond Low	Raymond High
Reading and Writing	64	58	36	42	489	330	690
Math	43	33	57	67	494	300	710
Optional Essay							
	Reading		Analysis		Writing		
State Average	4		3		5		
Raymond Average	4		3		5		
Raymond Low	0		0		0		
Raymond High	7		6		7		

NOTE

Due to the COVID-19 pandemic, SAT's were not administered in the Spring of 2020. Students who would have taken the SAT at that time will be doing so in Fall, 2020.

OUR 2020 GRADUATES - WHERE ARE THEY GOING?

Bay Path University Carlton University Clarkson University Franklin Pierce University Great Bay Community College Lakes Region Community College Liberty University Manchester Community College Montserrat College of Art New Hampshire Technical Institute	Plymouth State University Roger Williams University Saint Michael's College Southern NH University U.S Army U.S. Navy University of Maine University of New Hampshire University of Tampa
---	---

POST GRADUATE STUDENT PLACEMENT

	4-Year Programs	Less than 4-Year Programs	Returning for post-graduate study	Employed	Armed Forces	Unemployed	Unaccounted For
2019-20*	29.7%	13.5%	0.0%	52.7%	4.1%	0.0%	0.0%
2018-19	36.1%	23.7%	3.0%	34.0%	2.0%	0.0%	1.0%
2017-18	34.1%	20.5%	0.0%	42.1%	0.0%	3.4%	0.0%
2016-17	33.0%	28.4%	0.0%	32.1%	4.6%	0.9%	0.9%
2015-16	29.0%	15.1%	0.0%	48.4%	7.5%	0.0%	0.0%
2014-15	36.6%	26.9%	0.0%	34.4%	1.1%	1.1%	0.0%
2013-14	33.3%	22.2%	0.0%	34.4%	2.2%	6.7%	1.1%
2012-13	36.1%	26.7%	0.0%	34.9%	1.2%	1.2%	0.0%
2011-12	38.6%	25.3%	0.0%	34.9%	1.2%	0.0%	0.0%
2010-11	40.9%	22.7%	0.0%	30.0%	0.9%	5.5%	0.0%
2009-10	33.3%	21.6%	0.0%	40.5%	2.7%	0.9%	0.9%
2008-09	34.0%	23.4%	0.0%	34.0%	4.3%	0.0%	4.3%
2007-08	34.2%	31.6%	0.0%	29.8%	4.4%	0.0%	0.0%
2006-07	65.3%	27.6%	1.0%	5.1%	0.0%	0.0%	1.0%

**Reported*