

# Student Support Services Presentation

---

March 8, 2023

# Discussion Points

- Systems Work
  - Re-establishing Procedures/Protocols
- Data
  - October 1st Counts
  - Discharge Rates
  - Referral Rates
  - Out-of-District Data
- Programmatic Needs
  - Continuum of Services
  - Service Delivery of Related Services
  - Employees vs. Contracted Providers

# Systems Work

---

# Re-establishing Procedures/Protocols

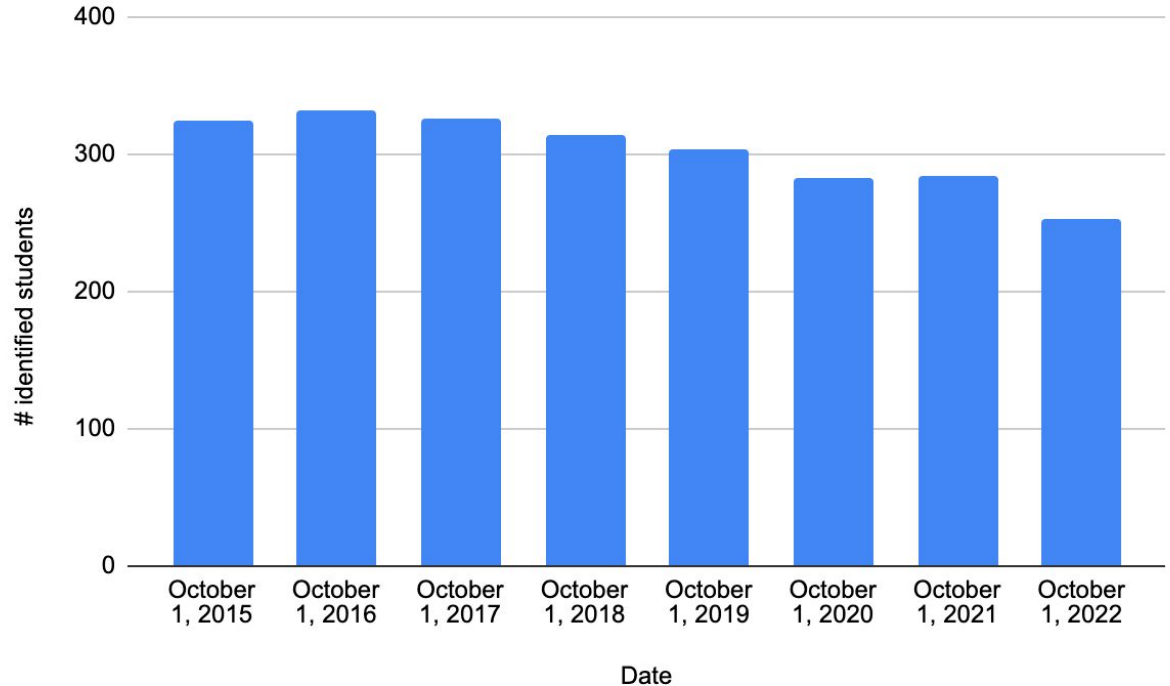
- Lack of consistency of practice
- IEP Team meetings
- Section 504 - forms, best practices, manual
- IDEA - forms, best practices, manual

Data

---

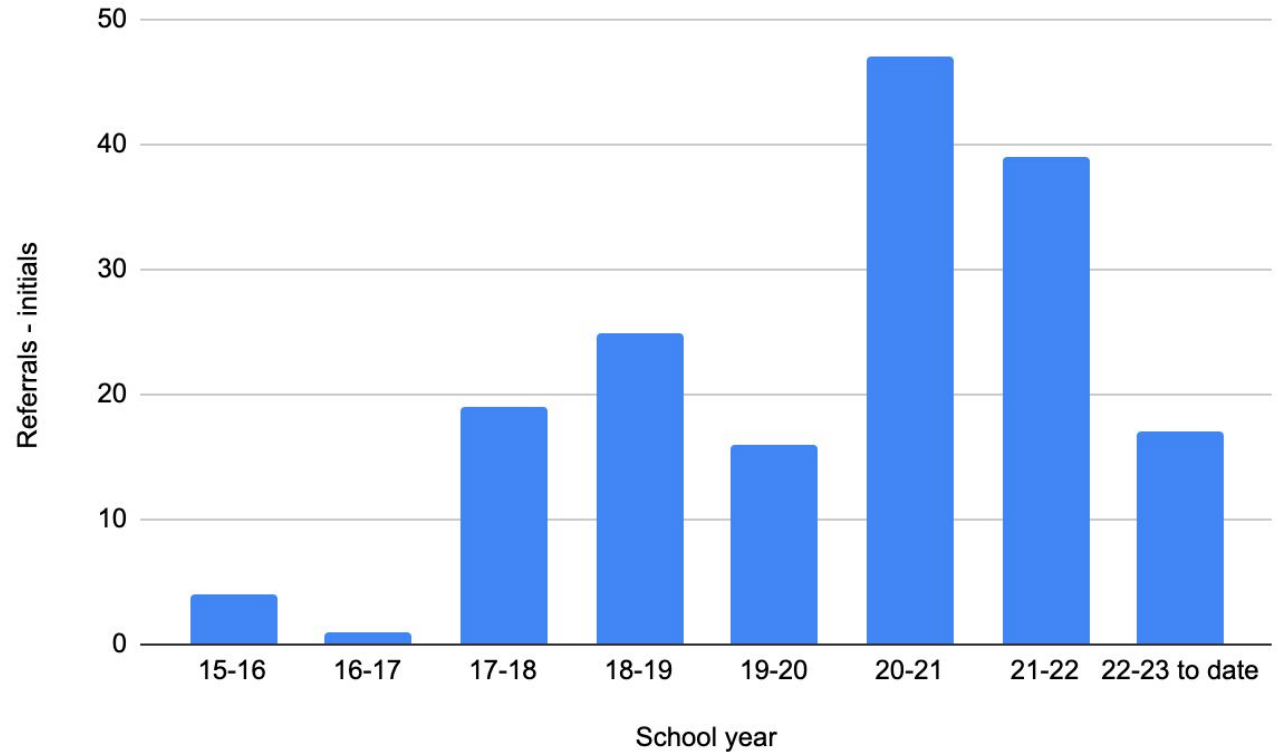
# October 1st Counts ~ 20% identified (current)

October 1, 2015	325
October 1, 2016	332
October 1, 2017	326
October 1, 2018	314
October 1, 2019	304
October 1, 2020	283
October 1, 2021	285
October 1, 2022	253



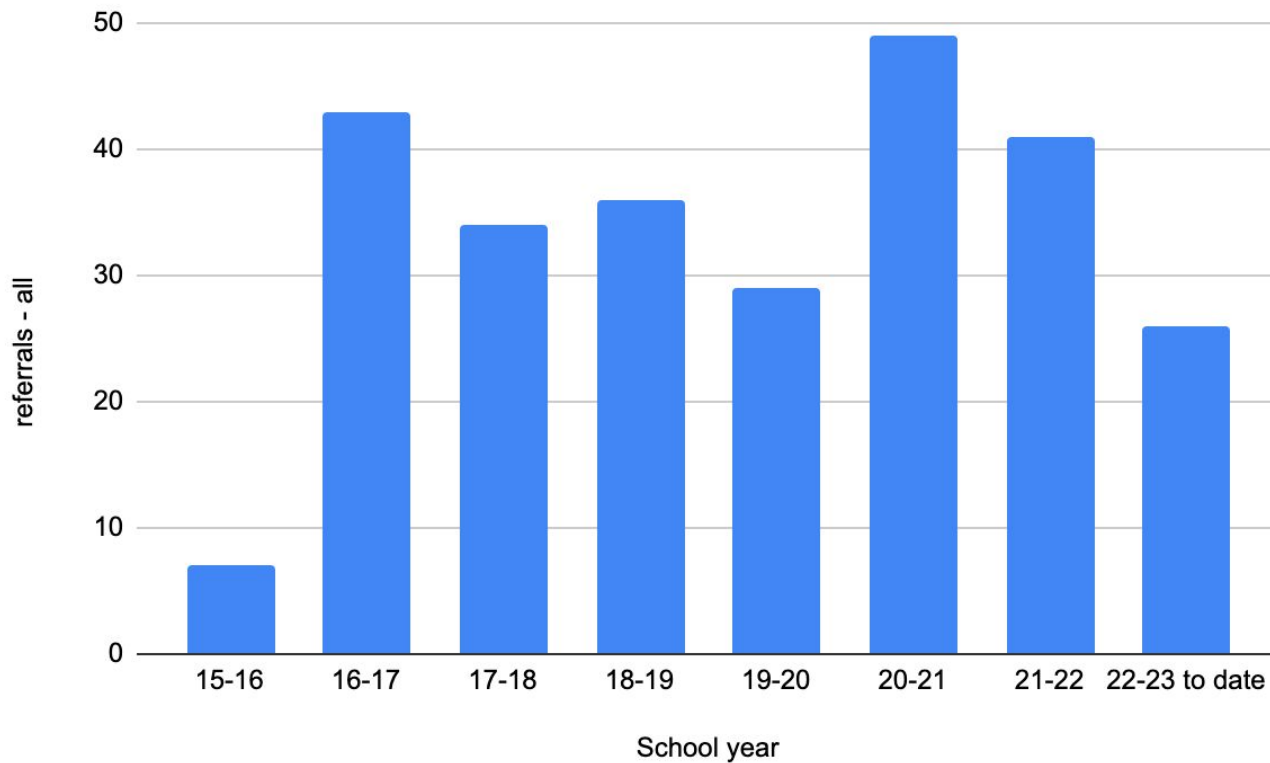
# Referrals - Initials Only

15-16	4
16-17	1
17-18	19
18-19	25
19-20	16
20-21	47
21-22	39
22-23*	17



# Referrals- All

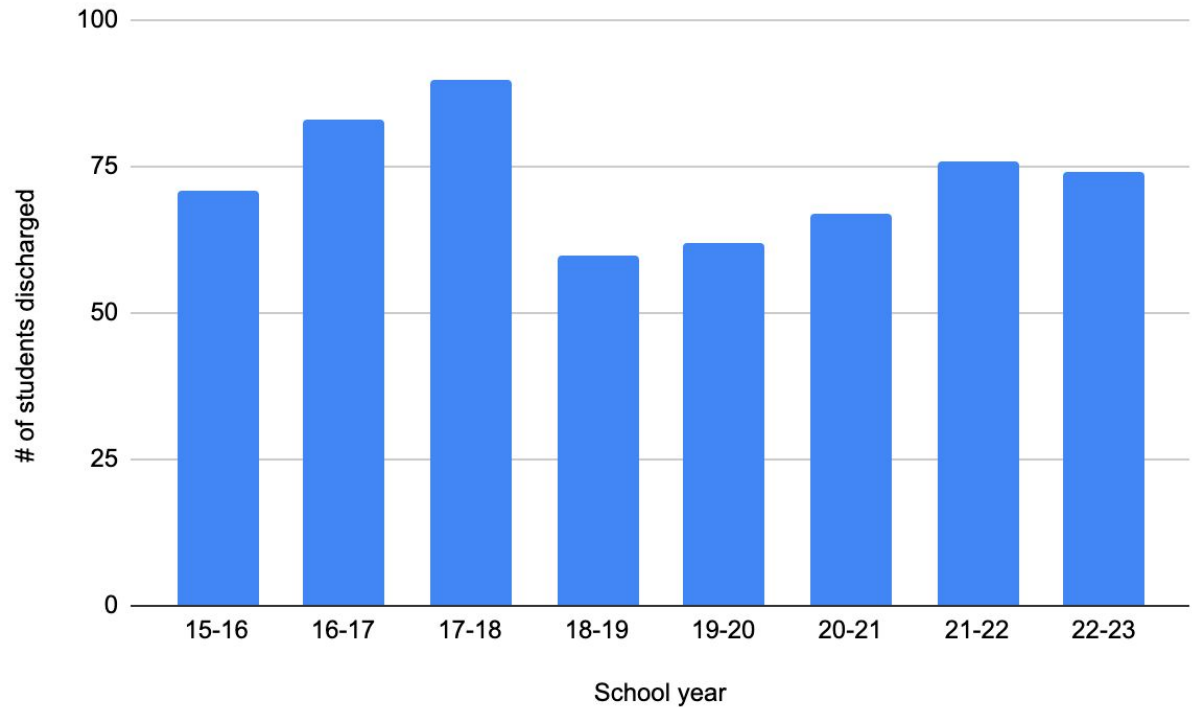
15-16	7
16-17	43
17-18	34
18-19	36
19-20	29
20-21	49
21-22	41
22-23*	26



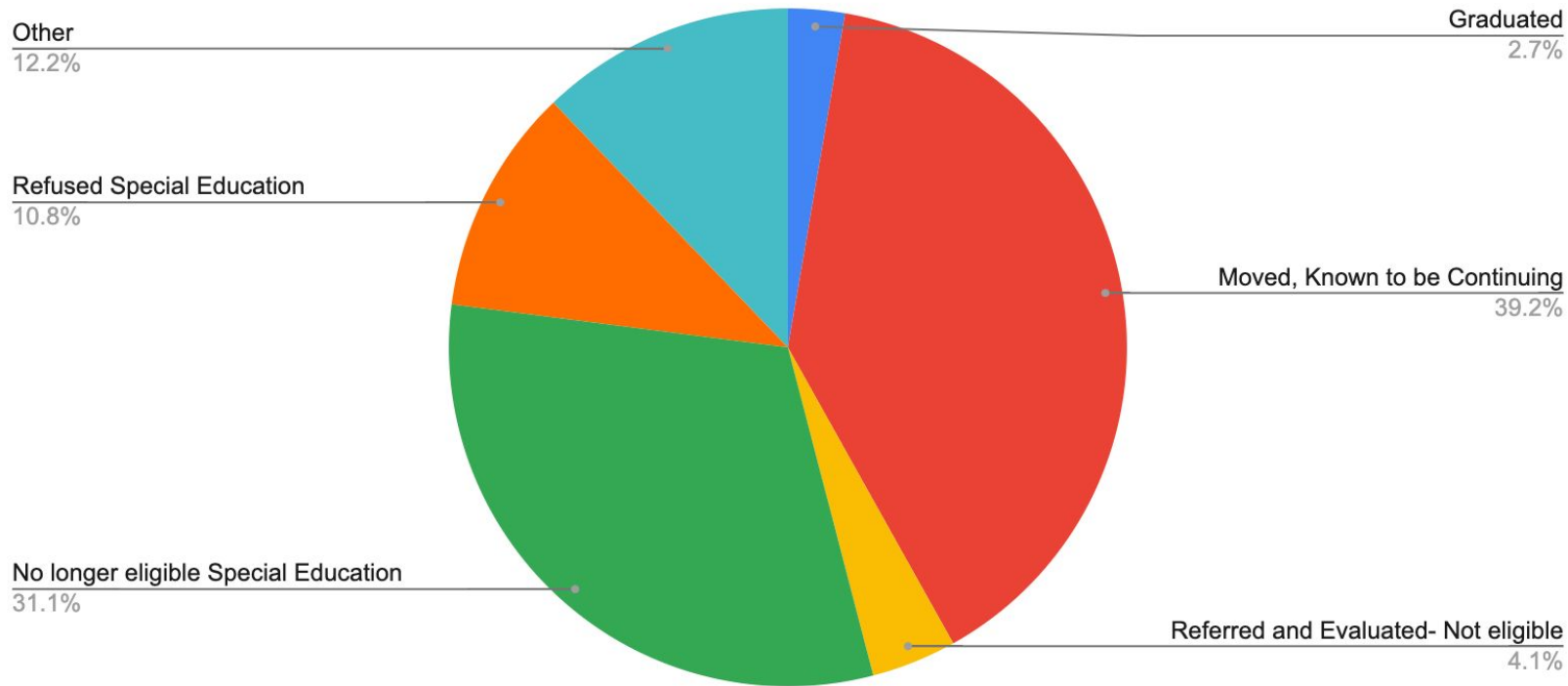


# Discharge Data

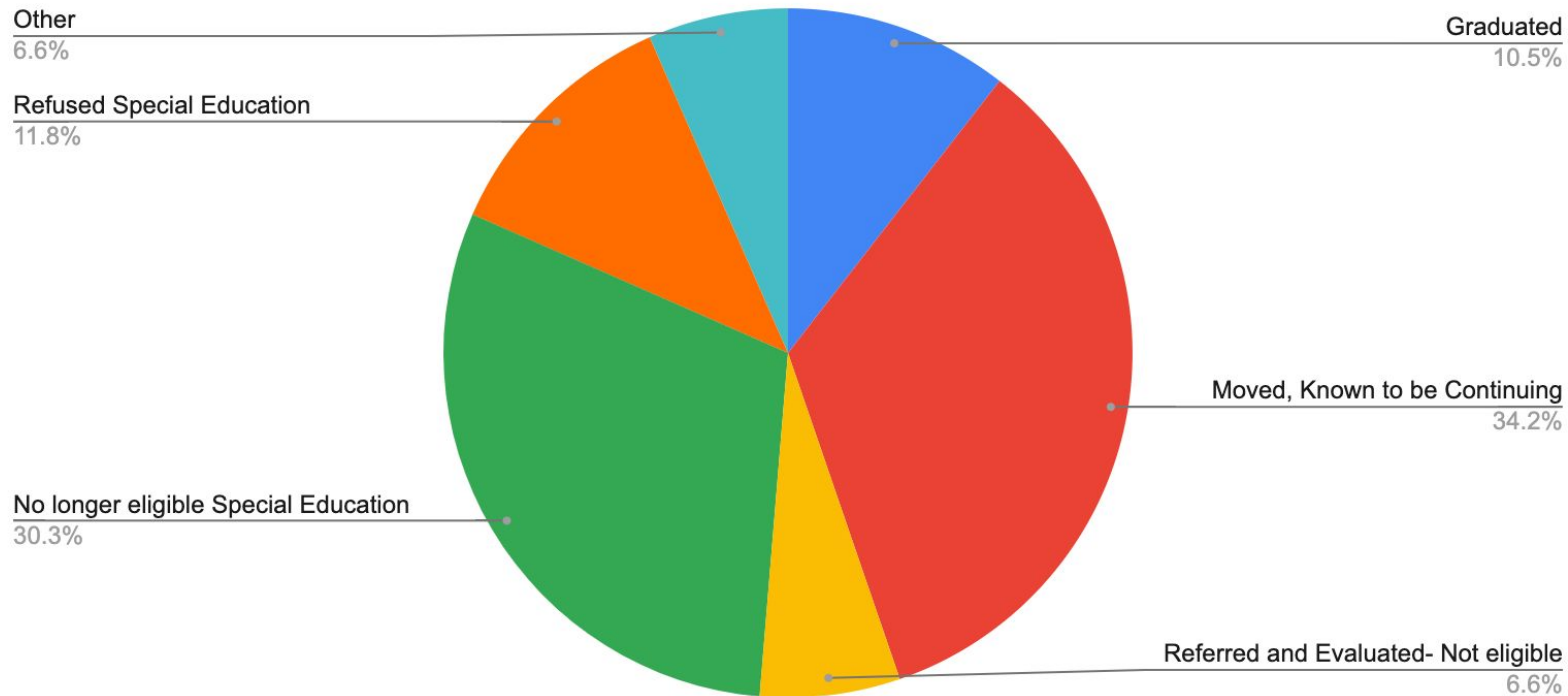
15-16	71
16-17	83
17-18	90
18-19	60
19-20	62
20-21	67
21-22	76
22-23	74



# 22-23 Reasons



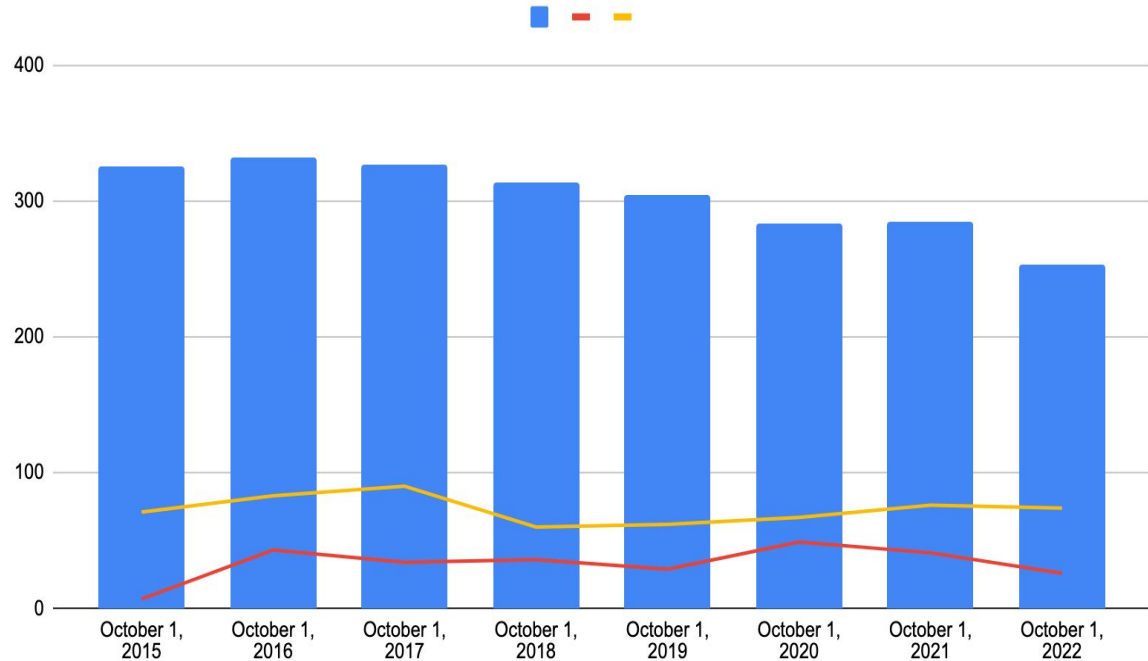
# 21-22 Reasons



# Comparison of Data

- Discharging more than referring
- Consistency with move-outs  
~ 28-38% per/year of  
discharged students

# identified, # referred total and # discharged



Note - not all referrals are found eligible

# Out-of-District Placements

22 OOD students - combination of students we have placed in special education programs, court-placed, foster-care, legal agreements

Numbers change fluidly - down 2 since last update

- Enrollments/withdrawals
  - Family move ins/outs
  - Court involvement
- Referrals/discharge
- Preschool - turn 3 from early childhood interventions

Current Cost Range of Placements ~ Tuition \$61,000 to \$149,000

Current Cost Range of Transportation ~ \$150 to \$800 (shared ride, single ride, monitor)

Range for 1 Student Placed Out-of-District ~ \$88,000 to \$293,000

# Programmatic Needs

---

# Continuum of Services

<u>Educational Environments</u>	<u>Description</u>
Regular Education Setting	A child with a disability attends regular class with supports and services required in the IEP.
Resource room	A child with a disability attends a regular class and receives assistance at or through the special education resource room for no more than 60% of the child's school day.
Self-contained Special Education Class	A child with a disability attends a self-contained special class for more than 60% of their school day.
Separate Approved Special Education Program/School	A child with a disability attends a publicly or privately operated special education program/school.
Residential placement	A child with a disability attends a publicly or privately operated residential program.
Home Instruction	A child with a disability receives all or a portion of his or her special education program at home.
Hospital or institution	A child with a disability receives special education while in a hospital or institution.

# Programming: In-District Placements

COGNITIVE Self-Contained Programs: 3 in-district programs

Leaps & Bounds @ LRES, grades K-3

Connections @ IHGMS, grades 4-8

Connections @ RHS, grades 9-12

SOCIAL/EMOTIONAL/BEHAVIORAL Self-Contained Programs: 0 in-district programs

AT-RISK Programs: 3 in-district programs

Ponds @ LRES, grades K-3

Calm @ IHGMS, grades 4-8, current program run by BCBA

REAP @ RHS, grades 9-12

\*\* Constellations currently supports all of these programs\*\*



# Programming: Service Delivery of Related Services

- Employees of District
  - Occupational Therapist - 1
  - Psychologists - 2
  - Social Workers - 4
  - SAP Counselors - 2
  - Counselors - 5
- Contracted Providers
  - Constellations
    - Board Certified Behavior Analysts (BCBAs) - 4/2 (consultants)
    - Applied Behavior Analysis Instructors (ABAs) - 5
  - Boothby - Related Service Providers
    - Speech Pathologists (SLP) and Assistants (SLPA) - 4/1
    - Occupational Therapist (OT) - 1
    - Physical Therapist (PT) - 1

# Boothby - Speech and Language

**SLP - \$366,114.60 (\$90/hr)**

PreK - 4 days

LRES - 4 days

IHGMS - 5 days

RHS - 2 days

~ 15 days/wk equivalent to 3 FTE

**SLPA - \$86,722.50 (\$62/hr)**

LRES - 5 days

~ 1 FTE

# Boothby - Occupational & Physical Therapy

**OT - \$73,819.82 (\$86/hr)**

**PT - \$81,194.58 (\$93/hr)**

PreK - 2 days

RHS - .5 days

District-wide - 3 days

# Constellations

**BCBA \* - \$273,508.55**

PreK - 1 time/wk

LRES - 4 times/wk

IHGMS - 7.5 times/wk

RHS - 2.5 times/wk

~ 15x/wk or 3 FTE

\* Supports PreK, L&B, Pond, Connections, Reap, SEL (Calm), Tier 1 (MTSS-B Grant)

**Total cost ~ \$832,303.35**

**ABAI - \$558,794.80 (\$111,738.96 ea)**

PreK - 1 ABAI, 5 days/wk

LRES - 2 ABAI, 5 days/wk (L&B and Pond)

IHGMS - 1 ABAI, 5 days/wk (Connections)

RHS - 1 ABAI, 5 days/wk (Connections)

~5 FTE

# Employees vs Contracted Providers Expenses

Teacher (MA/7) ~ \$82,943

Para ~ 43,898

CBA positions

\*Varied Similar Cost

Position	Contracted Cost	Employee Cost
SLP	\$366,114.60	\$248,829.00
BCBA	\$273,508.55	\$273,508.55 *
Behavior Coaches (ABAIs)	\$558,794.80	\$219,490.00
<b>Total</b>	<b>\$1,198,417.95</b>	<b>\$741,827.55</b>

# Things to Consider

- Hire employees
  - SLP/SLPA - posted SLP
  - BCBA
  - Behavior Coaches
- Programming - consider staffing for additional Self-Contained Special Education classrooms @ \$82,943 (need 3) ~ \$248,829.00

## **Challenges**

Securing staff

Established Relationships w/ Providers

Slow transition (2-5 year plan)

## **Benefits**

Least Restrictive Environment

Cost Savings- impact on budget

Consistency