

Raymond School District

2021-2022 Annual Report Card

DRAFT



Raymond High School Sawmill

Administration

Terry Leatherman, Superintendent of Schools
Marjorie Whitmore, Business Administrator
Michael Hatfield, Executive Director of Student Support Services
Jessica Caron, Director of Health and Wellness
Sharon Wilson, Raymond High School Principal
Robert Bickford, Iber Holmes Gove Middle School Principal
Brigitte Cunningham, Iber Holmes Gove Middle School Assistant Principal
Laura Yacek, Lamprey River Elementary School Principal
Dorothy Franchini, Lamprey River Elementary School Assistant Principal
Patrick Arsenault, Director of Youth Services
Karen Stuart, Director of Human Resources
Brittany L'Heureux, Technology Director
Tasha Ball, School Nutrition Services Director
Todd Ledoux, Safety and Facilities Director

School Board

John Harmon, Chair
Joseph Saulnier, Vice Chair
Cindy Bennett, Secretary
Anthony Clements
Dawn Leamer
Alyson Miller, Student Representative

An Equal Opportunity Employer. The District shall not discriminate in its education programs, activities, or employment practices on the basis of race, color, national origin, age, sex, sexual orientation, religion, or handicap under the provisions of Title VI of the Civil Rights Act of 1964, the Age Discrimination Act of 1967, Title IX of the Education Amendment of 1972, and Section 504 of the Rehabilitation Act of 1973. Any person having inquiries concerning the District's compliance with the regulations implementing these laws may contact the Superintendent of Schools.

Superintendent's Message

Dear Raymond Community,

As a district we look forward to the 2022-2023 school year. We learned some important lessons as we returned to a "normal school year." We look forward to incorporating those lessons as we move forward. In addition to these lessons, we had many accomplishments and we celebrate those as well.

This year we are looking at our systems to ensure we are being consistent and creating a learning environment where all students can be successful. We continue to look at rigor, relevance and engagement for all students. This past year and this year we are emphasizing our multi-tiered system of support for both academics and social emotional learning.

With the continued support of our parents, teachers, administration, School Board and district partners we will work to be our best in creating a school environment that promotes and provides our students with the skills they need to be successful.

Sincerely,

Terry Leatherman
Superintendent of Schools
School Administrative Unit #33
Raymond, New Hampshire



Staff members with 15+ years of service

The Year in Review

September

- At the August District In-Service Day, 65 staff members who have dedicated 15 or more years to the Raymond School District were recognized. Across all schools, this is a total of 1,473 years of service!
- LRES teacher Alison LaCasse was the recipient of the *Triple S Award*, a yearly donation in honor of former LRES Kindergarten Teacher Susan Boynton.
- LRES PTO Sponsored *Night Under the Stars*
- RHS celebrated their homecoming games with a parade, dance, barbecue and bonfire!
- The District offered a presentation for parents: *Do You Know Where Your Kids Are Online?* with Katie Greer.
- 3rd grade students took a trip to Mt. Agamenticus to learn about *Leave No Trace* and to practice reading maps and using compasses.

October

- Lions Club held vision screenings for LRES students.
- ESPN named RHS as one of the top 25 schools in the country as part of its Special Olympics Unified Champion Schools National Recognition Program. This award is given to schools that intentionally promote school inclusion.
- LRES won first place in the elementary division at Deerfield Fair!
- *Red Ribbon Week* was observed throughout the District. The mission of *Red Ribbon week* is to support families and communities in nurturing the full potential of healthy, drug-free youth.
- 8th grade visited Coppal House Farm to tackle the corn maze, visit the animals, and enjoy other educational activities.



Deerfield Fair



Hands-on at
Seacoast Science Center

- RHS Connections students built bat houses in woodworking class.
- 3rd grade students attended a School Board meeting to talk about their trip to Mt. Agamenticus.
- A District Job Fair was held at RHS open to the community.
- The School Board established a Superintendent Search Committee.
- IHGMS started their Lamprey River exploration, collecting macroinvertebrates to study the ecosystem.
- RHS Juniors took the PSAT.
- 4th grade students attended a School Board meeting to discuss their trip to the Seacoast Science Center.

November

- Nutrition Services held a Thanksgiving feast for students and staff.
- LRES PTO held *Family Bingo Night*.
- RHS Raymond Coalition for Youth students talked with the School Board about *Red Ribbon Week*.
- *Wildlife Encounters* visited kindergarten students, bringing with them a fennec fox, a macaw, a king snake, a jelly belly frog, hissing cockroaches, and a chinchilla.
- RHS held the *I Am College or Career Bound* event. This program is sponsored by the NH Higher Education Assistance Foundation and provides information and assistance with college applications, apprenticeships, the military, and job openings.
- LRES students attended a School Board meeting to talk about *Girls on the Run*.
- RHS ELO Coordinator Holly Londo received the RHS Starfish Award for her work in ensuring post-secondary job opportunities and extended learning opportunities for students.
- The RHS Connections Program held their annual "Friendsgiving" Feast! Invited guests were served a homemade Thanksgiving meal, complete with desserts.
- RHS National Honor Society inducted 16 new members.
- IHGMS National Junior Honor Society collected a record-setting 1,769 items during their food drive, which went to the Raymond Food Pantry and *End 68 Hours of Hunger*.



Display at Mt. Kearsage

December

- RHS celebrated their school spirit with Winter Carnival and LRES celebrated Spirit Week!
- RHS Student Athletic Leadership Team held a Donation Drive for the NH Veterans Home.
- 2nd grade visited Mt. Kearsage to kick off Native America study.
- RHS Drama performed *The Sound of Murder*; they also attended a School Board meeting to talk about the play.
- 5th grade visited the McAuliffe-Shepard Discovery Center
- 7th grade attended a School Board meeting to talk about the Lamprey River Project.

January

- School Board members and administrators met with parents and residents to discuss the warrant articles for the upcoming Deliberative Session.
- LRES staff and students talked with the Board about the *Positive Bullfrog Behavior Challenge*.
- RHS earned the College Board's AP Computer Science Female Diversity Award for expanding young women's access to AP computer science principals and teacher Sandra Swiechowicz was recognized for this award.
- RHS Teachers Kim Capen and Kim Giroux received the RHS Starfish Award for their work with identified students.

February

- RHS student Hayden Robinson was named the NHIAA DIII Wrestling State Champion!
- RHS students spoke with the School Board about Robotics and CAD (Computer Aided Design) projects.
- Kindergarten students participated in a Valentine exchange with schools from across the U.S.
- The RHS Bowling Team competed at the State Championships!
- LRES celebrated the 100th Day of School.
- RHS Seacoast School of Technology students talked with the Board about the programs they attend at SST.
- 2nd grade joined a Zoom session with NH Author Marty Kelley. He showed them his studio and the process in making art and books.
- 5th grade "sprinkled" kindness in celebration of Kindness Month.
- 117 staff and students took the *Penguin Plunge!*
- The School District First Deliberative Session was held on February 12th.
- RHS Sophomores toured Seacoast School of Technology to learn about their programs
- RCFY's Family Fun Night was held on February 25th
- *Meet the Candidates* night was held - an opportunity for residents to talk with finalists for the Superintendent of Schools.



Brave RHS staff at the Penguin Plunge

March

- Terry Leatherman was named by the School Board as the next Superintendent of Schools, to begin in July.
- 6th Grade Nature's Classroom trip! This is the first time the 6th grade has attended the week-long camp. They missed the opportunity to go during 5th grade due to the pandemic but were able to make it happen during 6th. Some students and staff members attended a School Board meeting in April to talk about their trip.
- IHGMS Parent Core Group held their annual *Rafflemania* event
- 1st grade students visited the SEE Science Center.
- LRES students enjoyed reading aloud with astronauts.
- RHS Juniors took the SAT, Sophomores took the PSAT 10, and Freshmen took the PSAT 8/9.
- All school staff engaged in a staff development day designed to strengthen behavioral health support services for students.
- LRES celebrated *Read Across America Month*, which included spirit days focused on "Reading to the Moon" and a read-a-thon. Staff and students also attended a School Board meeting to talk about their *Read Across America* activities.
- 5th grade students did a tournament of books for March Madness with Dr. Seuss books.
- March 8th was Voting Day: The townspeople approved all school district warrant articles!

April

- RHS celebrated Spirit Week!
- RHS National Honor Society held a canned food drive during Spirit Week.
- The RHS Financial Literacy [FINLIT] team competed at the state level and reached the semifinals.
- NH author David Elliott visited 2nd grade to share some of his books and poems, and discussed types of animals native to New Hampshire.
- The Education Expo was held at IHGMS - activities, snacks, and a book swap! Students later discussed the Education Expo at a School Board meeting.
- 5th grade students took their Nature's Classroom trip - they also talked about their trip with the School Board later in the year.
- 8th grade hosted a Sneaker Collection Drive
- The RHS Starfish Award went to Karen Berube and Lauren Rollins for their work with REAP.

May

- RHS Teacher Sandra Swiechowicz was recognized as the WZID Teacher of the Month!
- RHS Senior Will Thompson took second place in the NH Welding Competition.
- 8th grade traveled Washington D.C.
- LRES held a Book Fair and Art Show. LRES Librarian Ms. Connelly partnered with Dudley Tucker Library to promote a summer reading program.
- The Portsmouth Naval Shipyard professional staff provided explanations and hands-on tasks regarding various trades, such as electrician and sheet metal mechanic, for high school students.
- 5th grade students started the season's work in the community garden.
- RHS students from the JAG Program and tech classes attended the NH Forestry Career Field Day at Bear Brook Park.
- LRES students presented their Earth Day activities to the School Board.
- RHS Unified Track had their first meet at Winnacunnet.
- LRES celebrated Memorial Day wearing red, white, and blue and singing outside on the lawn.
- IHGMS held their Spring Music Concert—their first live music and art show in over two years!
- RHS students took part in *Operation Raymond Clean-Up* - not only did they enjoy a beautiful day on the trails, parks, fields and various other locations in town, they were able to collect a lot of trash.
- 1st grade took a field trip to the NH Audobon; 2nd grade went to Seacoast Science Center.



Congratulations Graduates!



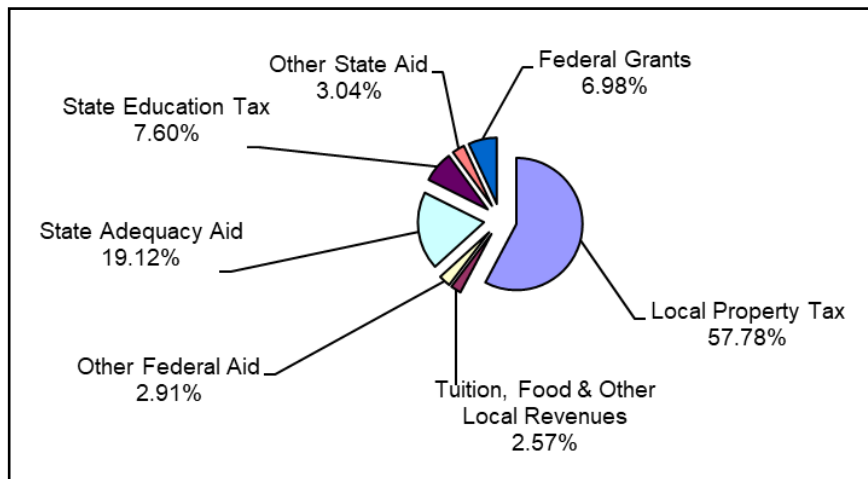
Green to Green Walk

June

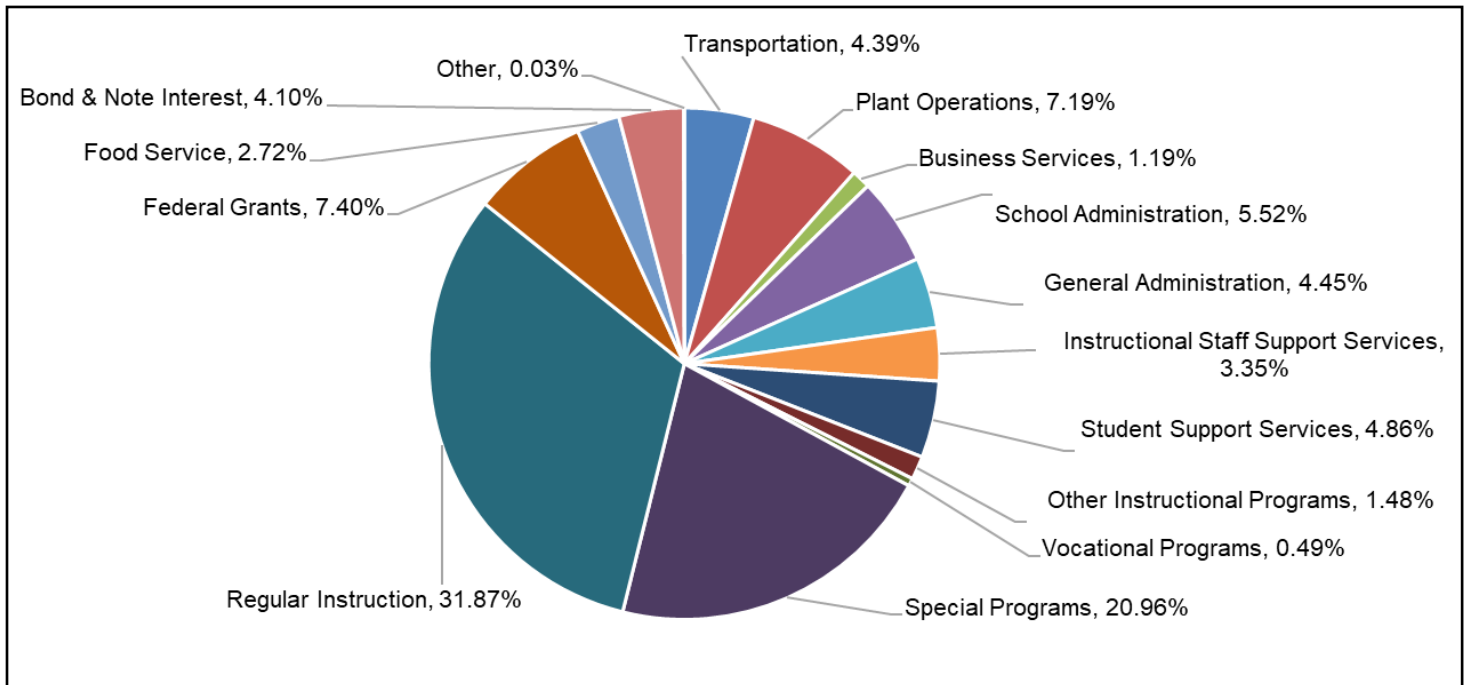
- LRES Girls on the Run ran their 5k in Concord!
 - 8th Grade Recognition Dance was held June 3rd
 - 7th grade went on a Whale Watch expedition
 - RHS wood shop students made benches for preschool!
 - *Green to Green* march - graduating seniors walked the halls of the elementary and middle schools
 - 2nd grade explored tide pools and touch tanks at Seacoast Science Center.
 - RHS held a school-wide *Celebration of Excellence* and also held their *Senior Night*: the high school community celebrated with student awards and recognitions.
 - RHS Seniors took their Senior Class Trip to Six Flags Amusement Park.
 - RHS Graduation took place outdoors on June 10th.
 - 3rd grade visited Strawberry Banke.
 - The End of Year Kindergarten Celebration was held on June 14th
- Preschool students "graduated" June 15th
 - Dudley Tucker Library visited LRES to kick off summer reading.
 - 8th Grade Class Day June 17th

Financial Data

SOURCES OF REVENUE 2021-2022

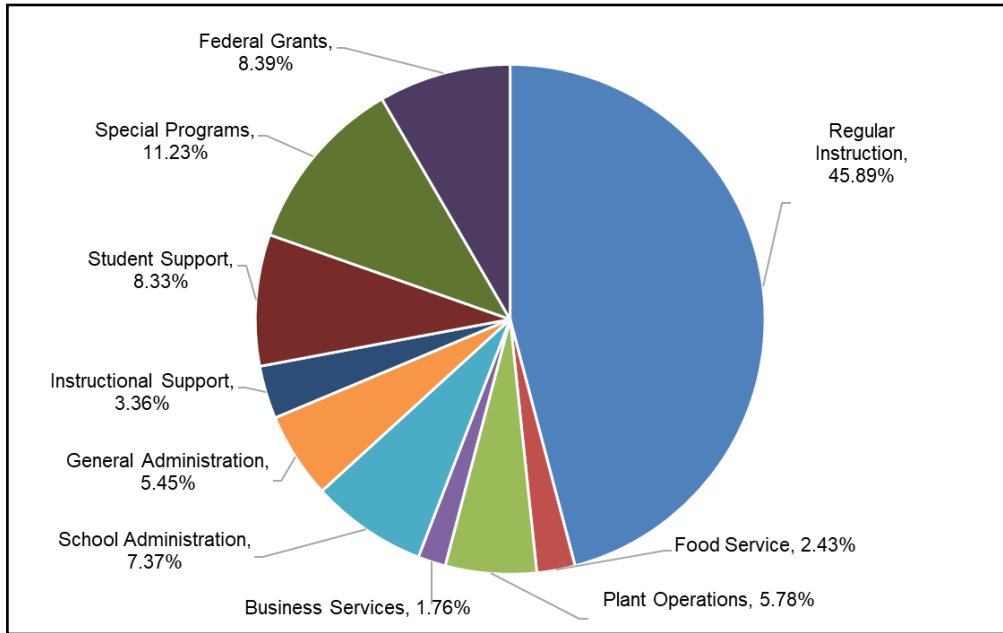


DISTRIBUTION OF EXPENSES 2021-2022



Financial Data

DISTRIBUTION OF EMPLOYEE SALARIES 2021-2022



2021-2022 Total Salaries \$11,582,912

COMPARISON OF GENERAL FUND REVENUES AND EXPENDITURES		
	Revenues*	Expenditures
2009-2010 Actuals	\$20,174,424	\$20,061,052
2010-2011 Actuals	\$20,021,913	\$20,259,863
2011-2012 Actuals	\$20,090,933	\$20,392,174
2012-2013 Actuals	\$20,228,934	\$20,495,742
2013-2014 Actuals	\$20,725,672	\$20,444,887
2014-2015 Actuals	\$21,222,088	\$21,269,145
2015-2016 Actuals	\$21,859,201	\$21,595,829
2016-2017 Actuals	\$21,930,802	\$21,593,655
2017-2018 Actuals	\$23,522,507	\$22,713,728
2018-2019 Actuals	\$23,636,677	\$23,495,575
2019-2020 Actuals	\$25,993,808	\$23,565,514
2020-2021 Actuals	\$24,657,997	\$24,752,804
2021-2022 Actuals	\$25,347,210	\$24,458,044

**Revenues do not include prior year surplus amounts*

Student Enrollment & Attendance

DISTRICT PUBLIC SCHOOL ENROLLMENT					
		Elementary (PreK-4)	Middle	High	Total
2007-2008		587	419	518	1524
2008-2009		602	443	445	1490
2009-2010		604	453	462	1519
2010-2011		570	453	444	1467
2011-2012		554	451	419	1424
2012-2013		569	434	445	1448
2013-2014		570	398	448	1416
2014-2015		555	417	448	1420
2015-2016		568	411	441	1420
2016-2017		515	401	420	1336
2017-2018		502	401	373	1276
2018-2019		494	380	368	1242
2019-2020		508	373	345	1226
	Pre-K	Elementary (Grades K-3)	Middle (Grades 4-8)	High (Grades 9-12)	Total
2020-2021	38	354	439	351	1182
2021-2022	48	375	441	359	1223

AVERAGE DAILY STUDENT ATTENDANCE			
	Elementary (1-4)	Middle	High
2006-2007	94.9%	94.9%	91.3%
2007-2008	95.0%	94.8%	90.4%
2008-2009	93.3%	92.9%	90.4%
2009-2010	95.0%	94.6%	93.1%
2010-2011	94.6%	95.1%	92.0%
2011-2012	95.2%	95.0%	93.0%
2012-2013	92.4%	94.6%	92.2%
2013-2014	95.4%	95.1%	93.5%
2014-2015	95.2%	95.0%	93.1%
2015-2016	95.1%	95.2%	91.9%
2016-2017	95.3%	94.6%	91.6%
2017-2018	95.1%	95.2%	92.3%
2018-2019	94.9%	95.1%	92.0%
2019-2020	94.6%	94.8%	91.0%
2020-2021	92.5%	94.0%	90.7%
2021-2022	NA	NA	NA

Special Education

PERCENTAGE OF SPECIAL EDUCATION STUDENTS		
	Raymond	State Average
2007-2008	19.00%	14.60%
2008-2009	19.00%	15.20%
2009-2010	17.50%	9.72%
2010-2011	18.40%	9.64%
2011-2012	21.02%	9.45%
2012-2013	18.66%	10.68%
2013-2014	21.03%	14.89%
2014-2015	21.66%	NA
2015-2016	21.88%	NA
2016-2017	23.85%	NA
2017-2018	19.67%	16.36%*
2018-2019	22.00%	18.00%
2019-2020	19.97%**	NA
2020-2021	23.32%**	NA
2021-2022	22.93%**	NA

**State Average calculated by Raymond School District using special education population as per census completed in October 2017 and regular education population as per the state profile.*

***District percentage calculated using October 1 enrollment for grades 1-12, including students placed out-of-district.*

Free & Reduced Eligibility

FREE AND REDUCED MEAL % ELIGIBLE STUDENTS					
	Elementary	Middle	High	District Average (Gr. 1-12)	State Average (Gr. 1-12)
2006-2007	25.12%	25.43%	21.07%	23.69%	18.88%
2007-2008	30.34%	28.88%	23.55%	27.40%	19.45%
2008-2009	27.05%	32.28%	21.17%	26.83%	20.87%
2009-2010	33.41%	32.01%	24.24%	29.85%	23.95%
2010-2011	30.30%	31.79%	25.45%	29.19%	25.65%
2011-2012	28.33%	35.03%	23.92%	29.25%	26.76%
2012-2013	30.54%	32.72%	26.97%	30.05%	27.26%
2013-2014	34.93%	32.66%	28.13%	31.80%	28.27%
2014-2015	33.74%	27.10%	26.56%	29.03%	28.93%
2015-2016	36.05%	25.30%	28.80%	30.11%	28.06%
2016-2017	32.38%	28.18%	25.00%	28.42%	27.3%
2017-2018	29.82%	26.18%	21.45%	25.85%	26.43%
2018-2019	32.63%	33.33%	19.02%	28.28%	27.16%
2019-2020	27.32%	24.93%	17.25%	23.11%	24.77%
2020-2021	20.44%	16.59%	8.83%	15.28%	21.15%
2021-2022	14.36%	14.06%	8.06%	12.16%	20.89%

Student Data

STUDENT DROPOUT RATE		
	District	NH State Average
2006-2007	6.8%	3.2%
2007-2008	5.0%	2.5%
2008-2009	4.2%	1.7%
2009-2010	1.29%	.97%
2010-2011	2.24%	1.19%
2011-2012	2.61%	1.26%
2012-2013	1.35%	1.29%
2013-2014	1.98%	1.05%
2014-2015	2.67%	1.04%
2015-2016	1.57%	1.12%
2016-2017	2.13%	1.12%
2017-2018	2.65%	1.05%
2018-2019	1.08%	1.02%
2019-2020	0.58%	0.94%
2020-2021	1.13%	1.34%

SCHOOL EXPULSIONS			
	Elementary	Middle	High
2006-2007	0	0	3
2007-2008	0	0	0
2008-2009	0	0	0
2009-2010	0	0	0
2010-2011	0	0	1
2011-2012	0	0	1
2012-2013	0	0	0
2013-2014	0	0	0
2014-2015	0	0	0
2015-2016	0	0	0
2016-2017	0	0	0
2017-2018	0	0	0
2018-2019	0	0	0
2019-2020	0	0	0
2020-2021	0	0	0
2021-2022	0	0	0

Student Discipline Data

TOP FIVE DISCIPLINE VIOLATIONS				
RAYMOND HIGH SCHOOL	2020-2021		2021-2022	
	Truancy	295		
	Defiance	132		
	Skip Class	43		
	Inappropriate Language	22		
	Tardy	21		
	Total Number of All Referrals	616	Total Number of All Referrals	
IBER HOLMES GOVE MIDDLE SCHOOL	2020-2021		2021-2022	
	Inappropriate Language	46	Technology Violation	212
	Disruption	48	Physical Aggression	220
	Technology Violation	66	Disrespect	296
	Defiance/Insubordination	88	Disruption	339
	Disrespect	98	Defiance	344
	Total Number of All Referrals	480	Total Number of All Referrals	1838
LAMPREY RIVER ELEMENTARY SCHOOL	2020-2021		2021-2022	
	Physical Aggression	44	Physical Aggression	153
	Disrespect	10	Disrespect	47
	Defiance/Non-Compliance	10	Inappropriate Language	29
	Other Behavior	9	Other Behavior	24
	Theft	4	Disruption	14
	Total Number of All Referrals	87	Total Number of All Referrals	294

IN-SCHOOL SUSPENSIONS															
	2007-2008	2008-2009	2009-2010	2010-2011	2011-2012	2012-2013	2013-2014	2014-2015	2015-2016	2016-2017	2017-2018	2018-2019	2019-2020	2020-2021	2021-2022
Elem.	0	0	0	0	0	0	0	0	9	15	13	46	24	10	1
Middle	162	108	80	109	160	95	167	88	101	99	97	81	60	14	83
High	519	305	151	284	360	313	235	228	256	241	284	355	139	71	

OUT-OF-SCHOOL SUSPENSIONS															
	2007-2008	2008-2009	2009-2010	2010-2011	2011-2012	2012-2013	2013-2014	2014-2015	2015-2016	2016-2017	2017-2018	2018-2019	2019-2020	2020-2021	2021-2022
Elem.	19	7	5	23	67	53	17	25	29	38	29	72	26	1	0
Middle	63	45	44	90	92	50	30	36	22	58	54	58	49	23	35
High	263	140	104	105	128	101	80	155	177	88	35	46	41	66	

SAT Data

SAT Raymond High School MEAN SCORES															
	2010-2011			2011-2012			2012-2013			2013-2014			2014-2015		
	60 Tests Taken In Raymond			48 Tests Taken In Raymond			42 Tests Taken In Raymond			59 Tests Taken In Raymond			54 Tests Taken In Raymond		
	Critical Reading	Math	Writing	Critical Reading	Math	Writing	Critical Reading	Math	Writing	Critical Reading	Math	Writing	Critical Reading	Math	Writing
State Average	523	525	511	496	514	488	496	514	488	497	513	487	513	521	503
Raymond	540	535	520	517	506	516	522	522	492	533	543	506	504	513	503
Raymond Low	350	280	300	330	310	350	350	270	330	380	350	340	350	340	310
Raymond High	760	740	770	730	780	710	720	740	400	760	770	720	720	740	740

Beginning with the 2015-16 school year, New Hampshire replaced 11th grade Smarter Balanced Assessment Testing with the SAT. There have been content and design changes to the SAT which affect the way performance is assessed and how results are reported. The former Critical Reading portion of the SAT is now the Evidence-Based Reading and Writing section. This includes the essay portion, which is now optional. The essay is graded with a different scale than the rest of the SAT.

SAT Raymond High School 2015-2016					
95 Students Assessed					
	Reading and Writing	Math	Optional Essay		
			Reading	Analysis	Writing
State Average	519	507	5	3	5
Raymond Average	518	499	5	3	5
Raymond Low	310	310	2	2	2
Raymond High	740	680	8	7	7

SAT Raymond High School 2016-2017					
84 Students Assessed					
	Reading and Writing	Math	Optional Essay		
			Reading	Analysis	Writing
State Average	522	514	5	4	4
Raymond Average	483	472	5	3	5
Raymond Low	200	220	0	0	0
Raymond High	720	730	7	7	6

SAT Data

For 2017-2018 reporting, data points have been changed based on information available. Reporting has been changed to % Proficient Above/Below rather than averages. There was no information available regarding the optional essay.

SAT Raymond High School 2017-2018							
67 Students Assessed							
	State % Proficient and Above	Raymond % Proficient and Above	State % Below Proficient	Raymond % Below Proficient	Raymond Mean	Raymond Low	Raymond High
Reading and Writing	66	64.2	34.1	35.8	526	350	760
Math	51.4	37.3	58.5	62.7	515	280	760

For 2018-2019 reporting, data points now reflect whether student scores were “At or above grade level,” or “Below grade level.”

SAT Raymond High School 2018-2019							
66 Students Assessed							
	State % At or Above Grade Level	Raymond % At or Above Grade Level	State % Below Grade Level	Raymond % Below Grade Level	Raymond Mean	Raymond Low	Raymond High
Reading and Writing	64	58	36	42	489	330	690
Math	43	33	57	67	494	300	710
Optional Essay							
	Reading		Analysis		Writing		
State Average	4		3		5		
Raymond Average	4		3		5		
Raymond Low	0		0		0		
Raymond High	7		6		7		

SAT Data

SAT Raymond High School Seniors Fall 2020 Test Day							
54 Students Assessed							
	State % At or Above Grade Level	Raymond % At or Above Grade Level	State % Below Grade Level	Raymond % Below Grade Level	Raymond Mean	Raymond Low	Raymond High
Reading and Writing	68	69	32	31	509	370	660
Math	43	30	57	70	487	310	670

SAT Raymond High School Juniors March 2021 Test Day							
69 Students Assessed							
	State % At or Above Grade Level	Raymond % At or Above Grade Level	State % Below Grade Level	Raymond % Below Grade Level	Raymond Mean	Raymond Low	Raymond High
Reading and Writing	64	46	36	54	476	350	670
Math	43	22	57	78	472	340	630

SAT Raymond High School Juniors March 2022 Test Day							
58 Students Assessed							
	State % At or Above Grade Level	Raymond % At or Above Grade Level	State % Below Grade Level	Raymond % Below Grade Level	Raymond Mean	Raymond Low	Raymond High
Reading and Writing	62	47	38	53	465	330	670
Math	37	12	63	88	438	310	720

OUR 2022 GRADUATES - WHERE ARE THEY GOING?

Cedar Crest College
 College of Wooster
 Great Bay Community College
 Keene State College
 Lincoln Tech College
 Manchester Community College
 NH Technical Institute
 Plymouth State University

Rensselaer Polytechnic Institute
 Rivier University
 Southern NH University
 Texas A&M University
 Towson University
 University of New Hampshire
 University of Vermont
 Wentworth Institute of Technology

POST GRADUATE STUDENT PLACEMENT

	4-Year Programs	Less than 4-Year Programs	Returning for post-graduate study	Employed	Armed Forces	Unemployed	Unaccounted For
2021-22	38.6%	22.7%	0.0%	35.2%	0.0%	0.0%	3.4%
2020-21	36.6%	18.3%	0.0%	39.4%	0.0%	2.8%	2.8%
2019-20	29.1%	12.7%	0.0%	54.4%	3.8%	0.0%	0.0%
2018-19	36.1%	23.7%	3.0%	34.0%	2.0%	0.0%	1.0%
2017-18	34.1%	20.5%	0.0%	42.1%	0.0%	3.4%	0.0%
2016-17	33.0%	28.4%	0.0%	32.1%	4.6%	0.9%	0.9%
2015-16	29.0%	15.1%	0.0%	48.4%	7.5%	0.0%	0.0%
2014-15	36.6%	26.9%	0.0%	34.4%	1.1%	1.1%	0.0%
2013-14	33.3%	22.2%	0.0%	34.4%	2.2%	6.7%	1.1%
2012-13	36.1%	26.7%	0.0%	34.9%	1.2%	1.2%	0.0%
2011-12	38.6%	25.3%	0.0%	34.9%	1.2%	0.0%	0.0%
2010-11	40.9%	22.7%	0.0%	30.0%	0.9%	5.5%	0.0%
2009-10	33.3%	21.6%	0.0%	40.5%	2.7%	0.9%	0.9%
2008-09	34.0%	23.4%	0.0%	34.0%	4.3%	0.0%	4.3%
2007-08	34.2%	31.6%	0.0%	29.8%	4.4%	0.0%	0.0%
2006-07	65.3%	27.6%	1.0%	5.1%	0.0%	0.0%	1.0%