


Raymond School District

2016-2017 Annual Report Card

DRAFT



School Board

John Harmon, Chair
Joseph Saulnier, Vice Chair
Janice Arsenaault, Secretary
Michelle Couture
Jaclyn Serrine
Jeffrey Rivard, Student Representative

Administration

Dr. Tina McCoy, Superintendent of Schools
Ron Brickett, Business Administrator
Walter Anacki, Student Services Director
Steven Woodward, Raymond High School Principal
Peter Weaver, Raymond High School Assistant Principal
Robert Bickford, Iber Holmes Gove Middle School Principal
Mike Chouinard, Iber Holmes Gove Middle School Assistant Principal
Bryan Belanger, Lamprey River Elementary School Principal
Laura Yacek, Lamprey River Elementary School Assistant Principal
Melissa Lefebvre, Curriculum Coordinator
Kevin Federico, Technology Director
Judith DiNatale, Food Service Director
Todd Ledoux, Facilities Director

An Equal Opportunity Employer. The District shall not discriminate in its education programs, activities, or employment practices on the basis of race, color, national origin, age, sex, sexual orientation, religion, or handicap under the provisions of Title VI of the Civil Rights Act of 1964, the Age Discrimination Act of 1967, Title IX of the Education Amendment of 1972, and Section 504 of the Rehabilitation Act of 1973. Any person having inquiries concerning the District's compliance with the regulations implementing these laws may contact the Superintendent of Schools.

Superintendent's Message



I am proud to present the Raymond School District 2016-17 Annual Report Card. This document provides an overview of the accomplishments of our students, the events and initiatives that took place during the course of the school year, and the activities that employees engaged in in order to continually improve the educational experiences of children and youth in Raymond. Additionally, the Annual Report Card includes data key to understanding our District. It is important to note that without the support of our community the many achievements of the past year would not have been possible.

Under the leadership of Ms. Ellen Small and a phenomenal administrative team, students across our schools were provided with a wide range of quality educational and extracurricular opportunities. In collaboration with parents and community organizations, district employees worked together to promote a culture conducive to personal growth for every student. The Raymond School Board worked diligently to provide governance that allows the District to move forward while also being mindful of the needs of our taxpayers. I am very excited and proud to assume the position of Superintendent of Schools in this amazing educational community beginning with the 2017-18 school year.

Please take a few moments to peruse this document and learn more about the Raymond, New Hampshire Schools. For additional information about the Raymond School District, please visit our website at sau33.com.

Sincerely,

Tina H. McCoy, Ed.D.
Superintendent of Schools
School Administrative Unit #33
Raymond, New Hampshire



The Year in Review

August

- Lamprey River Elementary School (LRES) Outdoor Classroom was constructed over the summer. There is also a trail in the area that students and teachers can access.
- Summer projects completed include room seams at LRES, cafeteria flooring at LRES, and cameras at Iber Holmes Gove Middle School (IHGMS).
- 80 staff members took part in professional development over the summer: 20 teachers attended competency work sessions. 17 participated in a Chromebook cohort. 17 took part in a Flipped Classroom workshop. 11 took part in Responsive Classroom training. 15 were involved in a book study.
- The Educator Effectiveness Plan was put into place.
- Full-day kindergarten began.



RHS Homecoming



September

- District administrators presented the District Capital Improvements Plan to the CIP Committee.
- Raymond High School (RHS) students who attended the Raymond Roundtables program talked with the Board about their experience with this summer enrichment program.
- The RHS National Honor Society held their annual Red Cross Blood Drive and collected more pints of blood than the previous year.
- LRES PTO held their *Night Under the Stars* event.
- RHS Homecoming! Events included a parade, soccer and football games, and a dance.
- The District received a Fresh Fruit and Vegetable Program grant, allowing us to offer healthy snacks to students several days a week.
- Teachers continued writing course competencies due in June 2017.

October

- A CPR/First Aid recertification class was offered to all staff.
- LRES students presented their experiences in the newly construction Outdoor Classroom to the School Board.
- Superintendent Small announced her decision to retire at the end of June 2017.
- RHS JAG (Jobs for American's Graduates) students talked with the School Board about the JAG program. The program implements a mix of services to prepare students for the world of work, including a mentoring program through the Walmart Distribution Center, community service projects, and learning leadership, public speaking, and interviewing skills.
- The RHS Interact Club donated over \$400 to the Raymond Area Rotary Club for their Clean Water Initiative in India. The money was raised the prior spring at a student-faculty talent show.
- Raymond Coalition for Youth provided *Drug-Free Zone* shirts to students and staff to provide a positive message about a community norm as part of *Red Ribbon Week*.
- The School Board voted to move the LRES building proposal forward to voters in March 2017.
- Raymond High School was accepted again as a SEAD (Summer Enrichment at Dartmouth) priority high school.
- Our students had many impressive art displays at the Deerfield Fair, including overall first place for the high school's display and third place for the middle school display.
- *Cooking Matters* returned to IHGMS—a free program in which students learned to cook meals and then were able to take the ingredients home to cook a meal with their family.
- Professional development offered to teachers in fall: literacy coaching at IHGMS, reading coaching at LRES, UNH Cohort on Reader's Workshop at LRES, a new Chromebook cohort in which a group of teachers learned Google Classroom, Advanced Google Classroom, and Dynamic Indicators of Basic Early Literacy Skills (DIBELS) math at LRES, as well as an RHS book study on understanding poverty.



RCFY "Drug-Free Zone" Shirts

November

- IHGMS students talked with the School Board about their Lamprey River exploration. They gave special thanks to the Parent Core Group for the purchase of new waders.
- The IHGMS Girls Soccer Team became the Tri-County League Champions for the second year in a row!
- RHS students presented the Transition Program to the School Board. The Transition Program includes a variety of extended learning opportunities and services for identified special education students, 504 students, and non-identified at-risk students.
- The RHS Interact Club and Peer Outreach created 50 Thanksgiving food baskets with the Raymond Area Rotary Club.
- District Administrators presented the 2017-18 proposed budget to the Budget Committee.
- RHS held their *I am College Bound* day. This event helps high school seniors navigate the college admissions process.
- RHS students attended the LEAP (Leadership Empowering Authentic Progress) Conference. LEAP aims to make a difference in the lives of students by giving them the opportunity to refine their leadership skills and return those skills to their own communities and schools.



*RHS Interact Club
Rotary Holiday Food Baskets*

December

- IHGMS students spoke with the School Board about their experience at Enterprise City, where they engaged in some real-world budgeting, banking, and other careers.
- LRES students presented their study of Native Americans to the School Board. Each class focused on a different tribe, setting up a museum in their classroom and giving tours and teaching the material to the other classes.
- Successful holiday concerts were presented.

January

- Public hearings were held by the School Board for the LRES construction bond and by the Budget Committee for the 2017-18 budget and other warrant articles.
- RHS students competed in the *Granite State Challenge*.
- The School Board announced the appointment of incoming Superintendent Tina McCoy, to begin in July 2017.
- IHGMS students held their *Pennies for Patients* fundraiser to raise \$887 for the fight against leukemia.
- RHS held their *Bring Em' Back Event*. Former RHS students return to speak with current students about life after high school.
- The District received a grant for the purchase of 16 Chromebooks. A new Chromebook cohort was formed.
- *Apps for Education* workshop offered to staff.
- IHGMS raised \$284 with their Giving Tree for the *Children Helping Children* program.
- IHGMS Boys and Girls Basketball Teams went to Tri-County Playoffs.



IHGMS Girls Soccer Team

February

- The School District Deliberative Session was held on February 4th.
- IHGMS students presented their experience at Project Safeguard to the School Board. Project Safeguard is an off-site conference designed for 7th grade students to address various issues, including substance abuse, peer pressure, self esteem, and internet safety.
- The RHS Penguin Plunge Team made the plunge and raised over \$13,000 for Special Olympics!
- LRES held their *Fisher Cats Reading Challenge*, challenging students to read five books by March 10th.
- RHS Unified Basketball Team completed their second season.

March

- A CPR/First Aid class was offered to all employees.
- Voting Day took place on March 14th. The operating budget, the support staff collective bargaining agreement, the capital reserve fund expenditures, the reserve of surplus funds, and entering into an agreement for an easement with the Town all passed. The LRES building project and the school warrant article relative to outsourcing the food service program did not pass. The citizens petition warrant article relative to *not* outsourcing food service passed. Michelle Couture and Janice Arsenault were elected to the School Board.
- RHS Math Team students spoke with the School Board to discuss how long they've been participating on the Team, their reasons for participating, how a math meet works, and how points are earned for problems solved.



*Children's Chamber
Foundation Fundraiser*

- LRES students talked about the *Brick Bunch* (formerly the Lego Club). Almost 150 students participated, and their focus was simple machines and animals.
- IHGMS *Students Helping Students* campaign raised over \$400 for the Children's Chamber Foundation. Students worked together creating mittens and hats to sell to raise the funds.
- A biometric screening was scheduled at RHS, open to all SchoolCare members.
- IHGMS 5th grade held *Dr. Seuss Day*, with guests reading different books to students.
- RHS Winter Sports Awards were held on March 19th.
- RHS Varsity Cheer competed in the Division III State Championships.

April

- The Music Department at each school presented an aspect of their music program to the Board. Elementary school students performed several pieces of music as examples of how their skill has improved over the school year. The middle school performed a wonderful piece with varying instruments. And a high school student used a computer program to show the School Board how her music practice at home can be assessed and improved within the program before submitting her assignment electronically for class.
- The School Board approved an updated Professional Development Master Plan.
- Youth Action Group students talked with the School Board about their activities over the year, which included Family Fun Night, the Sticker Shock campaign done around prom time and New Year's warning people of the seriousness of purchasing alcohol for minors, Red Ribbon Week held in October about the dangers of abusing drugs, Project Safeguard for 7th grade students, submission for a film competition regarding drug abuse, and distribution of t-shirts with drug-free messages.
- RHS students placed 6th in the state in the *Financial Literacy Challenge*. They represented RHS in the live finals event in Concord and placed 3rd overall!
- RHS College and Career Fair was held on April 12th.
- IHGMS held the National Junior Honor Society Induction Ceremony.
- 5th grade went to *Nature's Classroom*.

May


- RHS student athletes talked with the Board about the Unified Sports Team. The Unified Basketball Team includes players both with and without physical and intellectual disabilities.
- LRES students held a Pancake Breakfast with grandparents as a closing activity to their maple syruping project.
- IHGMS students talked presented their *Nature's Classroom* trip to the School Board. About 90 students participated in the week-long program this year, which included hiking, lab experiments, and other group activities in a natural, campground setting.
- The Strategic Planning Committee met to review and update the District's Strategic Plan.
- *Rafflemania* took place at IHGMS
- Annual POPS Dinner and Concert was held at RHS.
- The District received a five-year grant for the 21st Century After School program.
- ELO (Extended Learning Opportunity) presented at RHS on the successful opening of the school store.
- The District received a two-year science grant for training teachers K-12.



LRES Pancake Breakfast

June

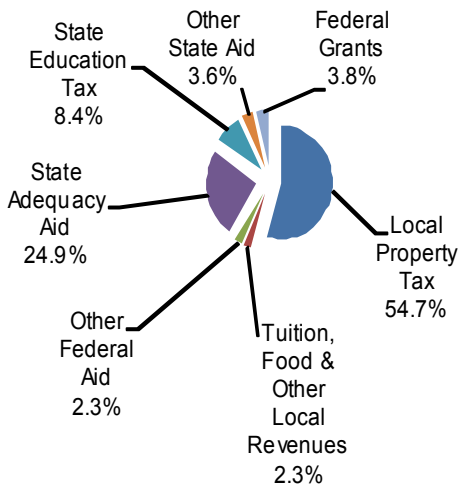
- Staff Breakfast and Wellness Fair was offered to all employees.
- Mary Lessard, IHGMS Art Teacher, received the NH Art Teacher of the Year Award.
- *Donuts for Dads* held at LRES preschool for Father's Day.
- IHGMS students presented their Washington D.C. trip to the Board. This is an annual trip that 8th grade takes, which includes a number of memorials and landmarks throughout the historical area.
- 28 student athletes received the Three Sport Athlete Award.
- The Class of 2017 had 4 student athletes who participated in three sports seasons for all four years.
- RHS Graduation Day on June 16th—101 student received their diplomas!



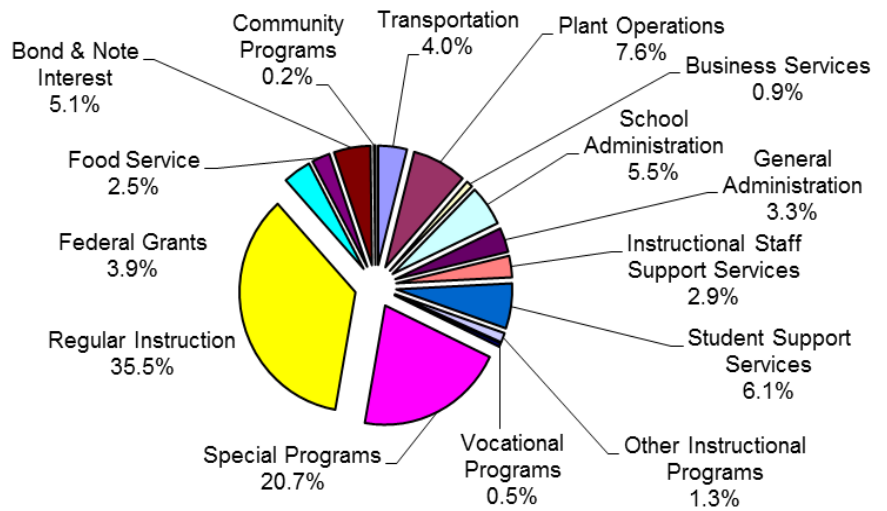
Graduation Photo?

Financial Data

SOURCES OF REVENUE



DISTRIBUTION OF EXPENSES

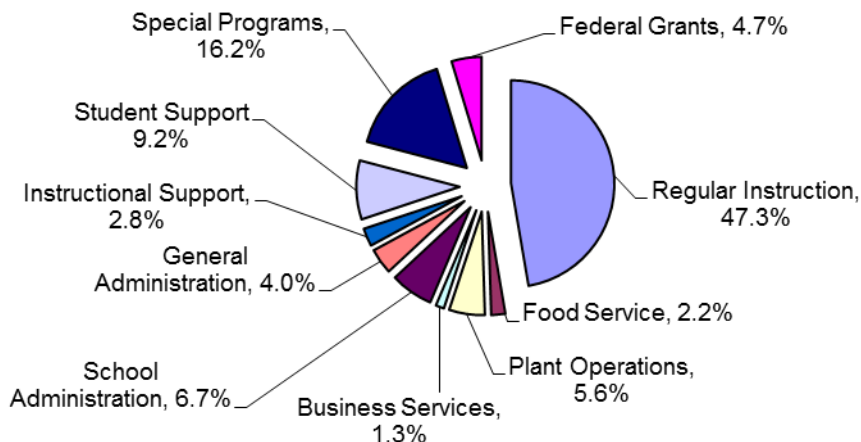


COMPARISON OF GENERAL FUND REVENUES AND EXPENDITURES

	2008-2009 Actuals	2009-2010 Actuals	2010-2011 Actuals	2011-2012 Actuals	2012-2013 Actuals	2013-2014 Actuals	2014-2015 Actuals	2015-2016 Actuals	2016-2017 Estimated
Revenues*	\$20,749,576	\$20,174,424	\$20,021,913	\$20,090,933	\$20,228,934	\$20,725,672	\$21,222,088	\$21,859,201	\$21,935,000
Expenditures	\$19,976,946	\$20,061,052	\$20,259,863	\$20,392,174	\$20,495,742	\$20,444,887	\$21,269,145	\$21,595,829	\$21,700.00

*Revenues do not include prior year surplus amounts

DISTRIBUTION OF EMPLOYEE SALARIES



Estimated 2016-2017 Total Salaries \$ 10,800,000

Student/Staff Data

DISTRICT PUBLIC SCHOOL ENROLLMENT				
	Elementary (PreK-4)	Middle	High	Total
2006-2007	607	422	541	1570
2007-2008	587	419	518	1524
2008-2009	602	443	445	1490
2009-2010	604	453	462	1519
2010-2011	570	453	444	1467
2011-2012	554	451	419	1424
2012-2013	569	434	445	1448
2013-2014	570	398	448	1416
2014-2015	555	417	448	1420
2015-2016	568	411	441	1420
2016-2017	515	401	420	1336

AVERAGE DAILY STUDENT ATTENDANCE										
	2006-2007	2007-2008	2008-2009	2009-2010	2010-2011	2011-2012	2012-2013	2013-2014	2014-2015	2015-2016
Elem.(1-4)	94.9%	95.0%	93.3%	95.0%	94.6%	95.2%	92.4%	95.4%	95.2%	95.1%
Middle	94.9%	94.8%	92.9%	94.6%	95.1%	95.0%	94.6%	95.1%	95.0%	95.2%
High	91.3%	90.4%	90.4%	93.1%	92.0%	93.0%	92.2%	93.5%	93.1%	91.9%

PERCENTAGE OF SPECIAL EDUCATION STUDENTS										
	2007-2008	2008-2009	2009-2010	2010-2011	2011-2012	2012-2013	2013-2014	2014-2015	2015-2016	2016-2017
Raymond	19%	19%	17.5%	18.4%	21.02%	18.66%	21.03%	21.66%	21.88%	25.79%
State Average	14.6%	15.2%	9.72%	9.64%	9.45%	10.68%	14.89%	N/A	N/A	N/A

FREE AND REDUCED LUNCH % ELIGIBLE STUDENTS												
	2006-2007	2007-2008	2008-2009	2009-2010	2010-2011	2011-2012	2012-2013	2013-2014	2014-2015	2015-2016	2016-2017	
Elementary	25.12%	30.34%	27.05%	33.41%	30.30%	28.33%	30.54%	34.93%	33.74%	36.05%	32.38%	
Middle	25.43%	28.88%	32.28%	32.01%	31.79%	35.03%	32.72%	32.66%	27.10%	25.30%	28.18%	
High	21.07%	23.55%	21.17%	24.24%	25.45%	23.92%	26.97%	28.13%	26.56%	28.80%	25.00%	
District Average (Gr. 1-12)	23.69%	27.40%	26.83%	29.85%	29.19%	29.25%	30.05%	31.80%	29.03%	30.11%	28.42%	
State Average (Gr. 1-12)	18.88%	19.45%	20.87%	23.95%	25.65%	26.76%	27.26%	28.27%	28.93%	28.06%	27.3%	

Student/Staff Data

STUDENT DROPOUT RATE		
	District	NH State Average
2006-2007	6.8%	3.2%
2007-2008	5.0%	2.5%
2008-2009	4.2%	1.7%
2009-2010	1.29%	.97%
2010-2011	2.24%	1.19%
2011-2012	2.61%	1.26%
2012-2013	1.35%	1.29%
2013-2014	1.98%	1.05%
2014-2015	2.67%	1.04%
2015-2016	1.57%	1.12%

SCHOOL EXPULSIONS			
	Elementary	Middle	High
2006-2007	0	0	3
2007-2008	0	0	0
2008-2009	0	0	0
2009-2010	0	0	0
2010-2011	0	0	1
2011-2012	0	0	1
2012-2013	0	0	0
2013-2014	0	0	0
2014-2015	0	0	0
2015-2016	0	0	0
2016-2017	0	0	0

2016-2017 TEACHER EDUCATIONAL ATTAINMENT			
	# of Teachers	% Bachelor Degree	% Master Degree +
Raymond	110.8	39.0%	61.0%
State Total	14,245.6	39.0%	60.6%

AVERAGE PROFESSIONAL DEVELOPMENT DAYS USED PER TEACHER									
	2008-2009	2009-2010	2010-2011	2011-2012	2012-2013	2013-2014	2014-2015	2015-2016	2016-2017
Elementary	2.4	3.6	3.6	4.0	3.0	4.0	3.0	3.3	2.4
Middle	3.6	4.3	3.4	3.0	3.8	4.7	1.9	3.1	3.1
High	3.7	2.7	4.0	3.9	7.0	3.4	2.6	3.9	3.3

Student/Staff Data

TOP FIVE DISCIPLINE VIOLATIONS				
RAYMOND HIGH SCHOOL	2015-2016		2016-2017	
	Insubordination	415	Defiance	284
	Truancy	355	Internet Violations	150
	Skip Class	130	Physical Aggression	132
	Tardy	128	Cut Class	117
	Abusive Language	75	Inappropriate Language	90
	Total Number of All Referrals	1443	Total Number of All Referrals	1033
IBER HOLMES GOVE MIDDLE SCHOOL	2015-2016		2016-2017	
	Tardy	296	Defiance	352
	Defiance	290	Tardy	219
	Disruption	198	Disruption	140
	Disrespect	138	Technology	86
	Physical Contact/Aggression	112	Inappropriate Language	54
	Total Number of All Referrals	1287	Total Number of All Referrals	895
LAMPREY RIVER ELEMENTARY SCHOOL	2015-2016		2016-2017	
	Inappropriate Contact	63	Defiance	106
	Bus	51	Disruption	106
	Fighting	29	Violent w/o Injury	68
	Inappropriate Language	27	Inappropriate Contact	23
	Disrespect	25	Inappropriate Language	20
	Total Number of All Referrals	495	Total Number of All Referrals	407

IN-SCHOOL SUSPENSIONS										
	2007-2008	2008-2009	2009-2010	2010-2011	2011-2012	2012-2013	2013-2014	2014-2015	2015-2016	2016-2017
Elem.	0	0	0	0	0	0	0	0	9	15
Middle	162	108	80	109	160	95	167	88	101	99
High	519	305	151	284	360	313	235	228	256	241

OUT-OF-SCHOOL SUSPENSIONS										
	2007-2008	2008-2009	2009-2010	2010-2011	2011-2012	2012-2013	2013-2014	2014-2015	2015-2016	2016-2017
Elem.	19	7	5	23	67	53	17	25	29	38
Middle	63	45	44	90	92	50	30	36	22	58
High	263	140	104	105	128	101	80	155	177	88

Student/Staff Data

SAT MEAN SCORES

	2010-2011			2011-2012			2012-2013			2013-2014			2014-2015		
	60 Tests Taken In Raymond			48 Tests Taken In Raymond			42 Tests Taken In Raymond			59 Tests Taken In Raymond			54 Tests Taken In Raymond		
	Critical Reading	Math	Writing	Critical Reading	Math	Writing	Critical Reading	Math	Writing	Critical Reading	Math	Writing	Critical Reading	Math	Writing
State Average	523	525	511	496	514	488	496	514	488	497	513	487	513	521	503
Raymond	540	535	520	517	506	516	522	522	492	533	543	506	504	513	503
Raymond Low	350	280	300	330	310	350	350	270	330	380	350	340	350	340	310
Raymond High	760	740	770	730	780	710	720	740	400	760	770	720	720	740	740

Beginning with the 2015-16 school year, New Hampshire replaced 11th grade Smarter Balanced Assessment Testing with the SAT. There have been content and design changes to the SAT which affect the way performance is assessed and how results are reported. The former Critical Reading portion of the SAT is now the Evidence-Based Reading and Writing section. This includes the essay portion, which is now optional. The essay is graded with a different scale than the rest of the SAT.

2015-2016

95 Students Assessed

	Reading and Writing	Math	Optional Essay		
			Reading	Analysis	Writing
State Average	519	507	5	3	5
Raymond Average	518	499	5	3	5
Raymond Low	310	310	2	2	2
Raymond High	740	680	8	7	7

2016-2017

84 Students Assessed

	Reading and Writing	Math	Optional Essay		
			Reading	Analysis	Writing
State Average	522	514	5	4	4
Raymond Average	483	472	5	3	5
Raymond Low	200	220	0	0	0
Raymond High	720	730	7	7	6

OUR 2017 GRADUATES - WHERE ARE THEY GOING?

Bard College	New England College	University of Nevada
Becker College	New Hampshire Technical Institute	University of New Hampshire
City Year NYC	North Shore Community College	University of Northwestern Ohio
Franklin Pierce University	Northern Essex Community College	University of Tennessee
George Mason University	Plymouth State University	U.S. Air Force
Great Bay Community College	Rivier University	U.S. Army
Hamilton College	Rochester Institute of Technology	U.S. Navy
Hobart & William Smith College	Saint Michael's College	Wheaton College
Johnson & Wales University	Southern NH University	Worcester Polytechnic Institute
Keene State College	Suffolk University	Worcester State University
Manchester Community College	The Citadel, Military College of S.C.	

POST GRADUATE STUDENT PLACEMENT

	4-Year Programs	Less than 4-Year Programs	Returning for post-graduate study	Employed	Armed Forces	Unemployed	Unaccounted For
2016-17*	33.6%	29.0%	0.0%	30.8%	4.7%	0.9%	0.9%
2015-16	29.0%	15.1%	0.0%	48.4%	7.5%	0.0%	0.0%
2014-15	36.6%	26.9%	0.0%	34.4%	1.1%	1.1%	0.0%
2013-14	33.3%	22.2%	0.0%	34.4%	2.2%	6.7%	1.1%
2012-13	36.1%	26.7%	0.0%	34.9%	1.2%	1.2%	0.0%
2011-12	38.6%	25.3%	0.0%	34.9%	1.2%	0.0%	0.0%
2010-11	40.9%	22.7%	0.0%	30.0%	0.9%	5.5%	0.0%
2009-10	33.3%	21.6%	0.0%	40.5%	2.7%	0.9%	0.9%
2008-09	34.0%	23.4%	0.0%	34.0%	4.3%	0.0%	4.3%
2007-08	34.2%	31.6%	0.0%	29.8%	4.4%	0.0%	0.0%
2006-07	65.3%	27.6%	1.0%	5.1%	0.0%	0.0%	1.0%

**Reported*