


LRES

Winter Benchmark Data

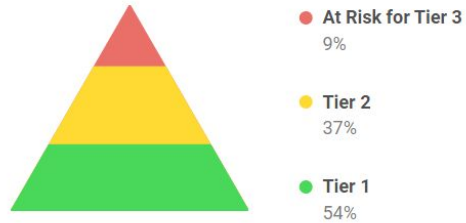
2023-2024

i-Ready




i-Ready Reading Winter 2023-2024

Overall Placement



Placement By Domain



Overall Placement

Students Assessed/Total: 324/326



Fall to Winter- Reading Growth

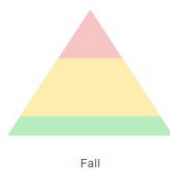
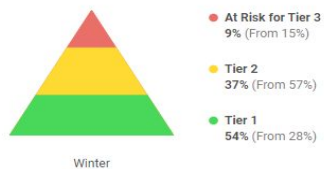
Criterion Referenced

Placement Definition

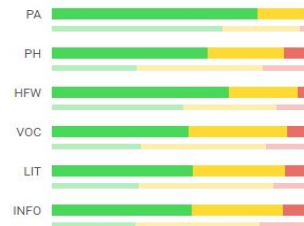
Standard View

Students Assessed/Total: 316/326

Overall Placement

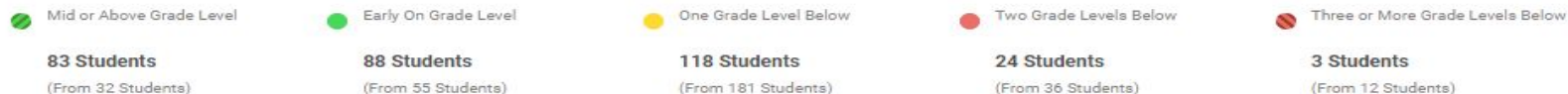



Placement By Domain



Overall Placement

Students Assessed/Total: 316/326



i-Ready Reading Winter 2023-2024 By Grade Level

Grade	Overall Grade-Level Placement						Students Assessed/Total
Grade K		27%	52%	21%	0%	0%	67/68
Grade 1		20%	14%	63%	3%	0%	79/81
Grade 2		25%	14%	49%	11%	0%	91/92
Grade 3		31%	37%	12%	17%	4%	84/85

Reading Growth- Fall to Winter By Grade Level

Grade		Overall Grade-Level Placement						Students Assessed/Total
Grade K	Winter		27%	52%	21%	0%	0%	66/68
	Fall		6%	17%	77%	0%	0%	
Grade 1	Winter		21%	14%	64%	1%	0%	77/81
	Fall		10%	3%	79%	8%	0%	
Grade 2	Winter		26%	14%	50%	10%	0%	90/92
	Fall		12%	14%	51%	22%	0%	
Grade 3	Winter		31%	36%	12%	17%	4%	83/85
	Fall		11%	35%	28%	12%	14%	

Reading Growth- Cohort Proficiency Data

Reading Cohort	Fall 22	Winter 23	Spring 23	Fall 23	Winter 24
Current K				23	79
Current 1	17	59	91	13	34
Current 2	11	33	59	26	39
Current 3	19	47	67	46	68

i-Ready Math Winter 2023-2024

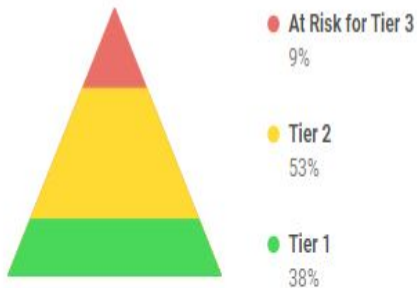
Criterion Referenced

Placem

Standard View

Students Assessed/Total: 320/326

Overall Placement



Placement By Domain



[i The Mapping Between 5-Level and 3-Level Placements](#)

Fall to Winter Growth - Math

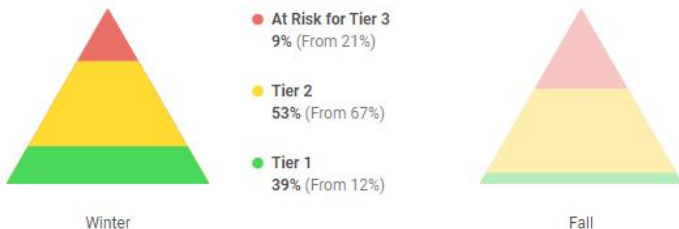
Criterion Referenced

Placement Definition

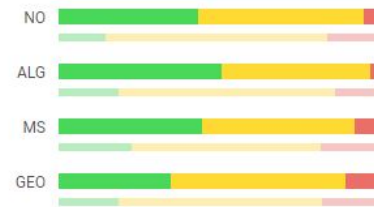
Standard View

Students Assessed/Total: 316/326

Overall Placement



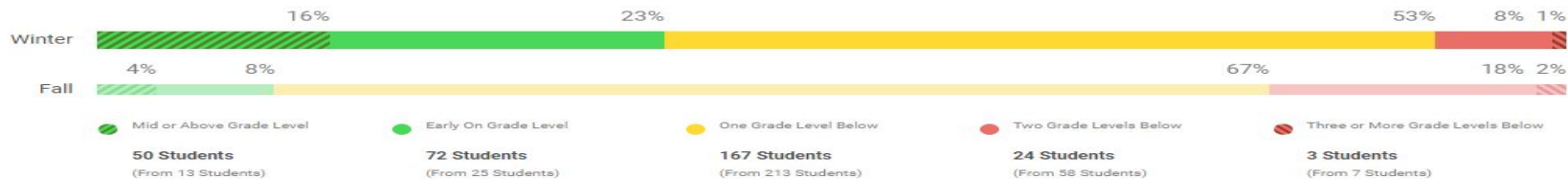
Placement By Domain



[The Mapping Between 5-Level and 3-Level Placements](#)

Overall Placement

Students Assessed/Total: 316/326



Mid or Above Grade Level

Early On Grade Level

One Grade Level Below

Two Grade Levels Below

Three or More Grade Levels Below

50 Students
(From 13 Students)

72 Students
(From 25 Students)

167 Students
(From 213 Students)

24 Students
(From 58 Students)

3 Students
(From 7 Students)

[The Mapping Between 5-Level and 3-Level Placements](#)

i-Ready Math Winter 2023-2024

By Grade Level

Showing 4 of 4

Grade	Overall Grade-Level Placement						Students Assessed/Total
Grade K		33%	27%	40%	0%	0%	67/68
Grade 1		16%	18%	63%	3%	0%	79/81
Grade 2		9%	22%	56%	13%	0%	91/92
Grade 3		8%	24%	51%	13%	4%	83/85

Math Growth- Fall to Winter By Grade Level

Grade		Overall Grade-Level Placement						Students Assessed/Total
Grade K	Winter		33%	27%	40%	0%	0%	67/68
	Fall		6%	9%	85%	0%	0%	
Grade 1	Winter		17%	18%	62%	3%	0%	77/81
	Fall		4%	5%	73%	18%	0%	
Grade 2	Winter		9%	22%	56%	13%	0%	90/92
	Fall		3%	11%	57%	29%	0%	
Grade 3	Winter		9%	24%	51%	12%	4%	82/85
	Fall		4%	6%	60%	22%	9%	

Math Growth- Cohort Proficiency Data

Math					
Cohort	Fall 22	Winter 23	Spring 23	Fall 23	Winter 24
Current K				15	60
Current 1	15	53	72	9	34
Current 2	9	31	51	14	31
Current 3	9	18	41	10	31

NH SAS Proficiency

	2020-21	2021-22	2022-2023
NH SAS Reading			
Grade 3	32	39	44
NH SAS Math			
Grade 3	26	38	34