


# LRES June 2023

## Benchmarking Data & School Wide Goals

i-Ready Data



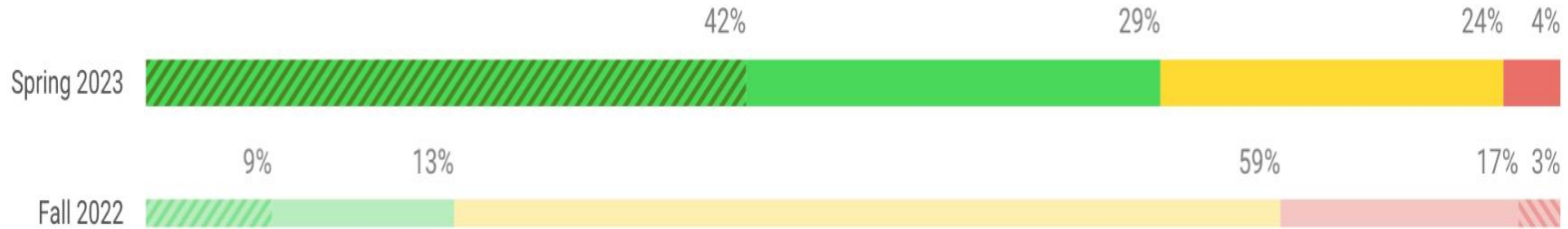
# i-Ready Reading

Spring 2023



## Overall Placement

Students Assessed/Total: 340/357



- Mid or Above Grade Level  
**143 Students**  
(From 29 Students)
- Early On Grade Level  
**99 Students**  
(From 44 Students)
- One Grade Level Below  
**82 Students**  
(From 200 Students)
- Two Grade Levels Below  
**15 Students**  
(From 58 Students)
- Three or More Grade Levels Below  
**1 Student**  
(From 9 Students)

Fall: 21%

Winter: 52%

Spring: 71%



# School-Wide-Data by Domain



## ▼ Placement by Domain



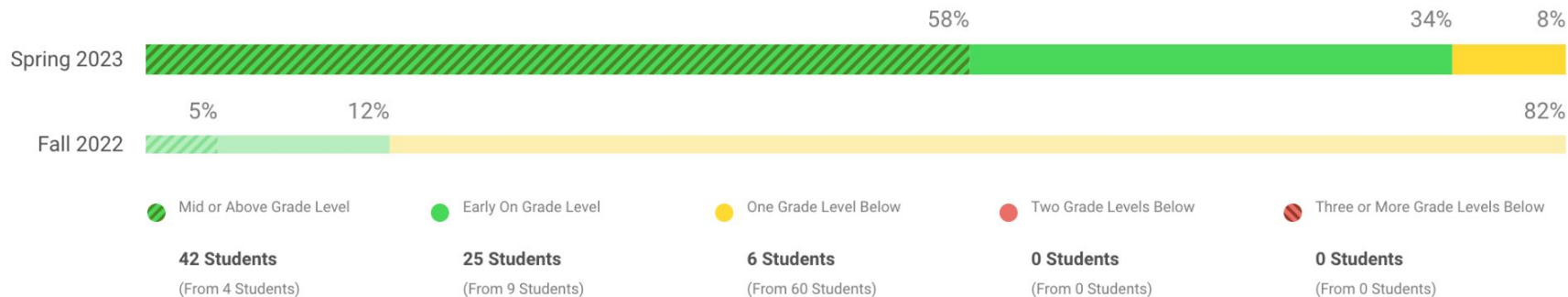


# By Grade Level - K



## Overall Placement


Students Assessed/Total: 73/81



Fall: 17%

Winter: 56%

Spring: 92%

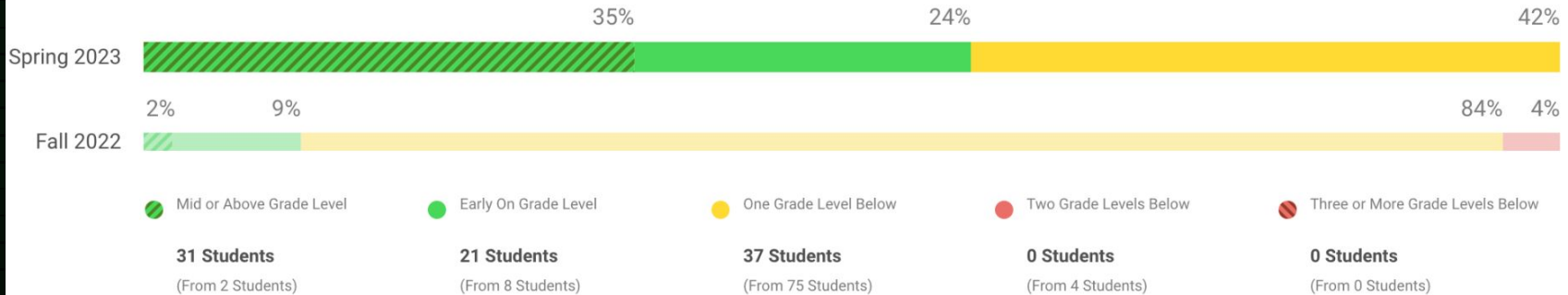


# By Grade Level - 1st



## Overall Placement


Students Assessed/Total: 89/93



Fall: 11%

Winter: 33%

Spring: 59%

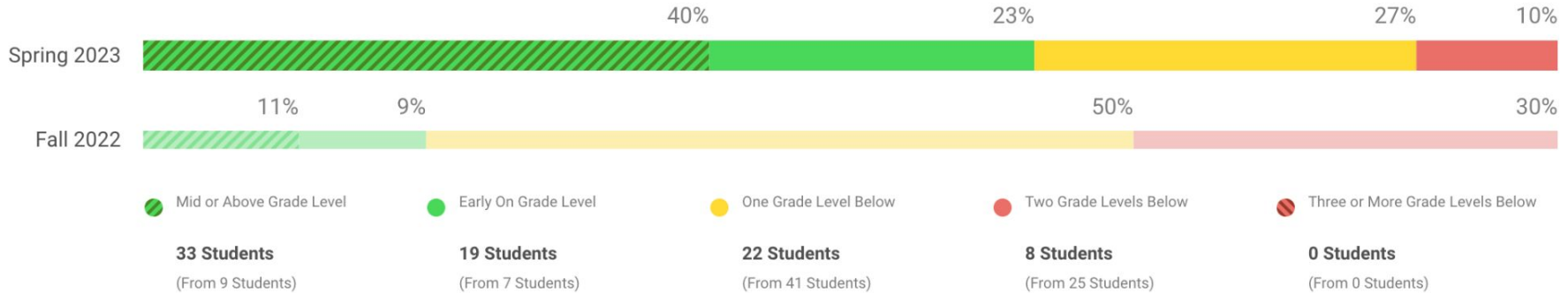


# By Grade Level - 2nd



## Overall Placement

Students Assessed/Total: 82/85




Fall: 20%

Winter: 47%

Spring: 63%





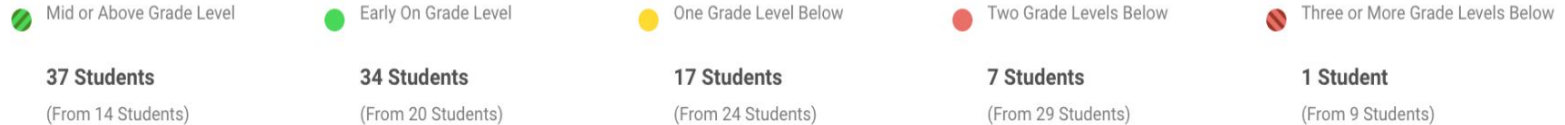
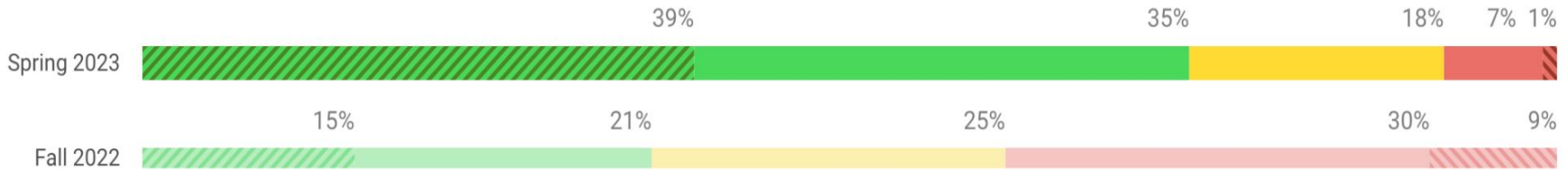


# By Grade Level - 3rd



## Overall Placement

Students Assessed/Total: 96/98



Fall: 36%

Winter: 66%

Spring: 74%

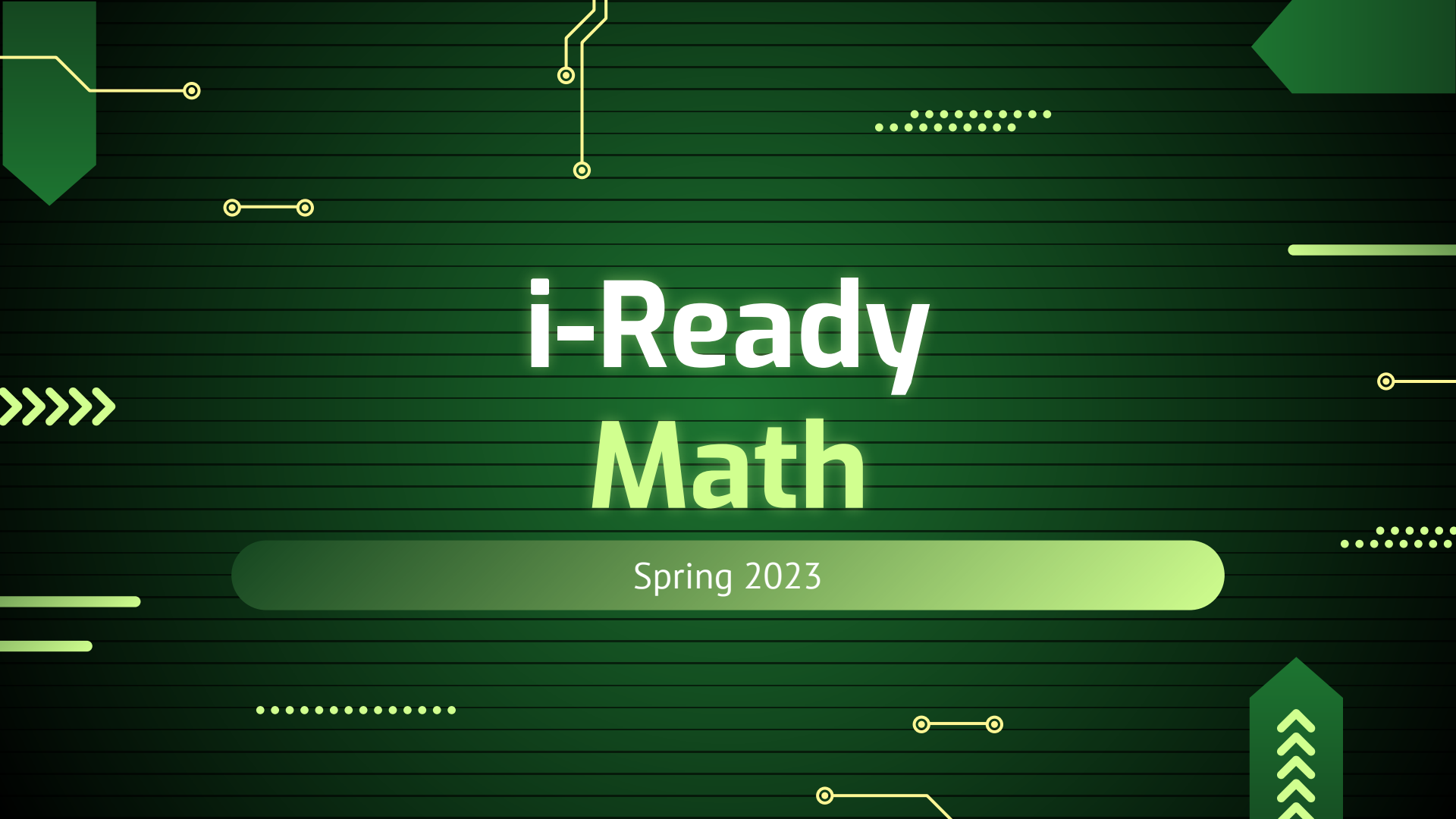




# Grade Level % of Annual Reading Growth


## End-Of-Year Goal: 100%

| School-Wide | Kindergarten | First | Second | Third |
|-------------|--------------|-------|--------|-------|
| 122%        | 114%         | 104%  | 135%   | 158%  |



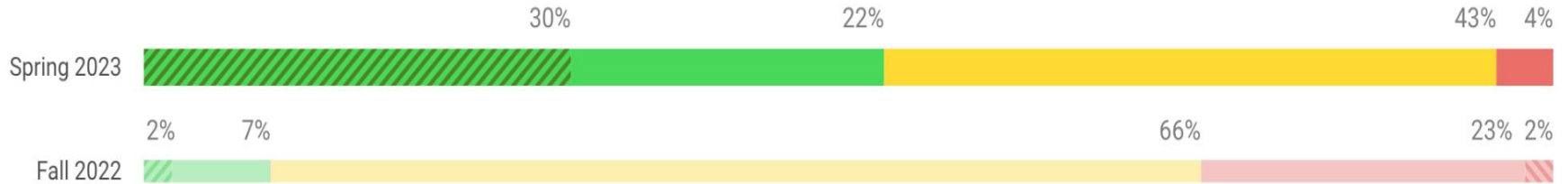
# i-Ready Math

Spring 2023



## Overall Placement

Students Assessed/Total: 342/357



Mid or Above Grade Level

**104 Students**

(From 8 Students)



Early On Grade Level

**75 Students**

(From 24 Students)



One Grade Level Below

**147 Students**

(From 225 Students)



Two Grade Levels Below

**15 Students**

(From 79 Students)



Three or More Grade Levels Below

**1 Student**

(From 6 Students)


Fall: 9%

Winter: 32%

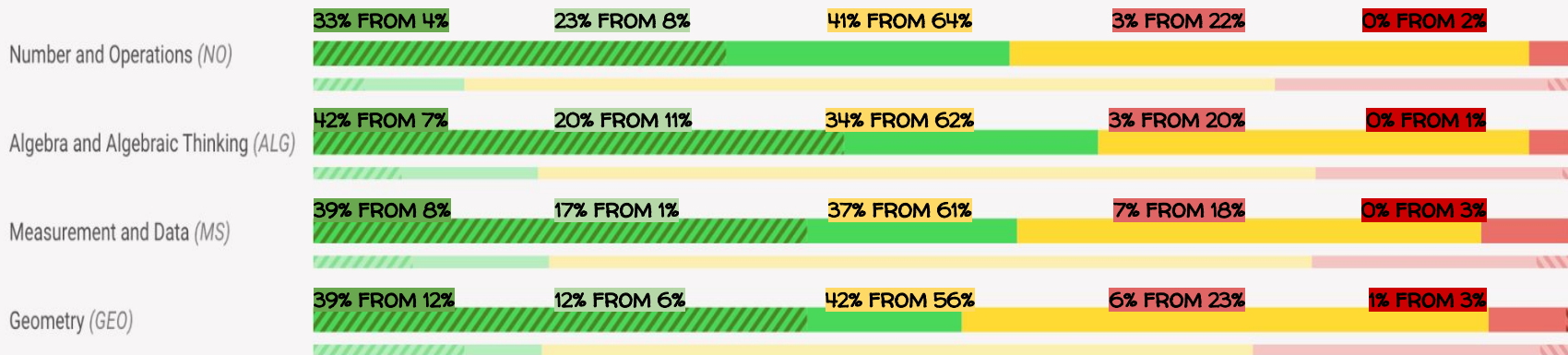
Spring: 52%



# School-Wide-Data by Domain




## ▼ Placement by Domain





# By Grade Level - K



## Overall Placement

Students Assessed/Total: 74/81



Mid or Above Grade Level

**43 Students**

(From 3 Students)

Early On Grade Level

**10 Students**

(From 8 Students)

One Grade Level Below

**21 Students**

(From 63 Students)

Two Grade Levels Below

**0 Students**

(From 0 Students)

Three or More Grade Levels Below

**0 Students**

(From 0 Students)

Fall: 15%


Winter: 54%

Spring: 72%



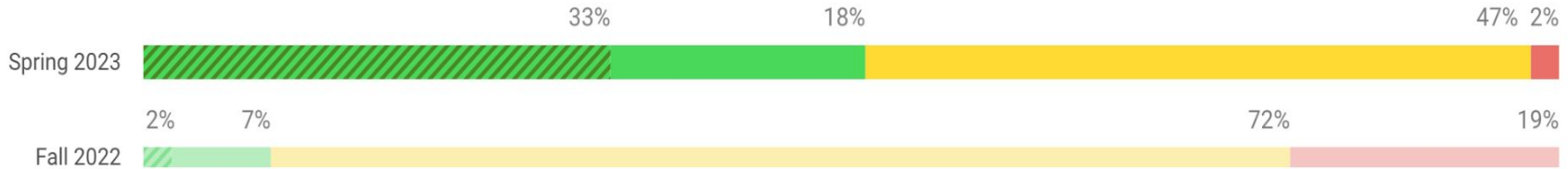


# By Grade Level - 1st



## Overall Placement

Students Assessed/Total: 89/93



Mid or Above Grade Level

**29 Students**

(From 2 Students)

Early On Grade Level

**16 Students**

(From 6 Students)

One Grade Level Below

**42 Students**

(From 64 Students)

Two Grade Levels Below

**2 Students**

(From 17 Students)

Three or More Grade Levels Below


**0 Students**

(From 0 Students)


Fall: 9%

Winter: 31%

Spring: 51%

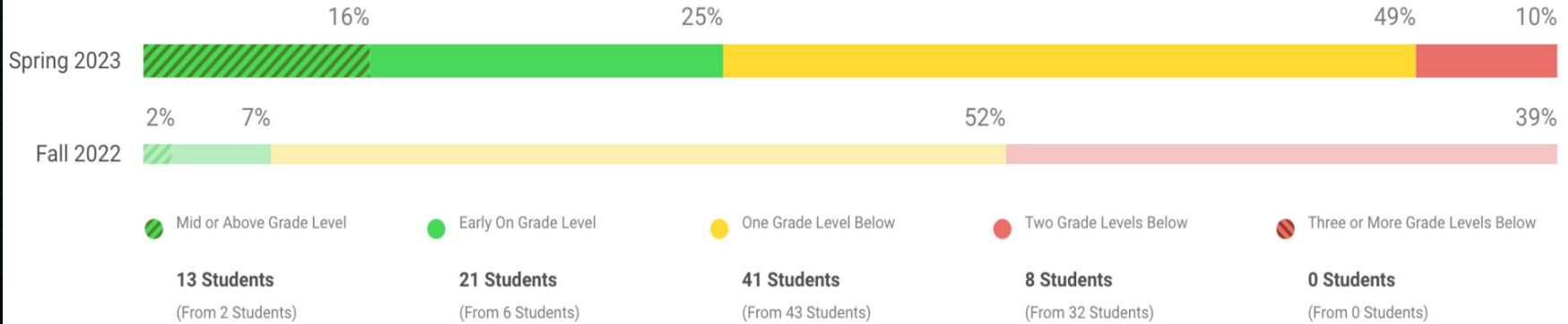


# By Grade Level - 2nd



## Overall Placement

Students Assessed/Total: 83/85



Fall: 9%


Winter: 18%

Spring: 41%



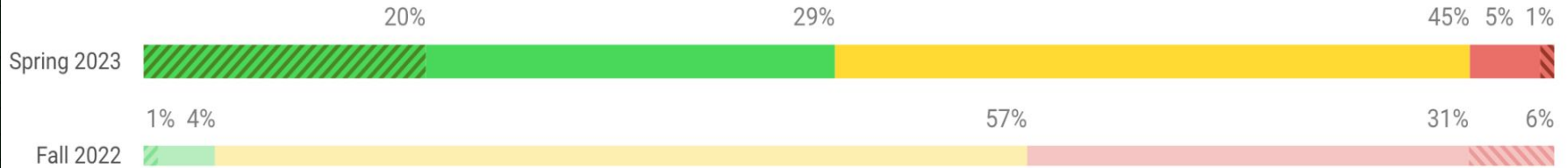


# By Grade Level - 3rd



## Overall Placement

Students Assessed/Total: 96/98



- Mid or Above Grade Level  
**19 Students**  
 (From 1 Student)
- Early On Grade Level  
**28 Students**  
 (From 4 Students)
- One Grade Level Below  
**43 Students**  
 (From 55 Students)
- Two Grade Levels Below  
**5 Students**  
 (From 30 Students)
- Three or More Grade Levels Below  
**1 Student**  
 (From 6 Students)




Fall: 5%

Winter: 26%

Spring: 49%





# Grade Level % of Annual Math Growth

## End-Of-Year Goal: 100%

| School-Wide | Kindergarten | First | Second | Third |
|-------------|--------------|-------|--------|-------|
| 99%         | 113%         | 111%  | 92%    | 85%   |

# School Wide Goals

## READING

In June 2023, LRES will see an increase, from 52% to 70%, for the students achieving at or above grade level (tier 1-green) in reading, as indicated on the i-Ready school-wide assessment.

Fall - 21% green

Winter- 52% in green

Spring - 71% in the green



## Math

In June 2023, LRES will see an increase, from 31% to 50%, for the students achieving at or above grade level (tier 1-green), as indicated on the i-Ready school-wide assessment.

Fall- 9% in green

Winter-32% in green

Spring- 52% green