

LRES

Fall Benchmark

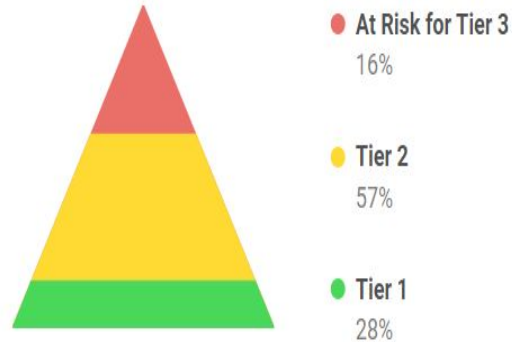
Data

i-Ready




i-Ready Reading Fall 2023- School Placement

Overall Placement







Placement By Domain



[i The Mapping Between 5-Level and 3-Level Placements](#)

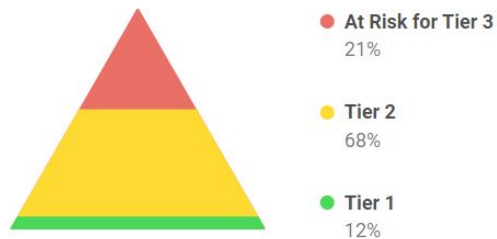
i-Ready Reading Fall 2023- By Grade

Grade K	 <p>24% 76%</p>	68/71
Grade 1	 <p>13% 78% 10%</p>	80/80
Grade 2	 <p>27% 51% 22%</p>	90/91
Grade 3	 <p>46% 27% 26%</p>	84/86

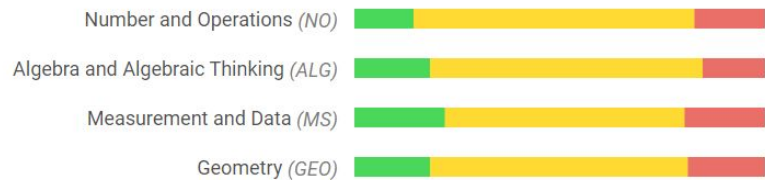
i-Ready Math Fall 2023 - School Placement

Students Assessed/Total: 321/328

Overall Placement

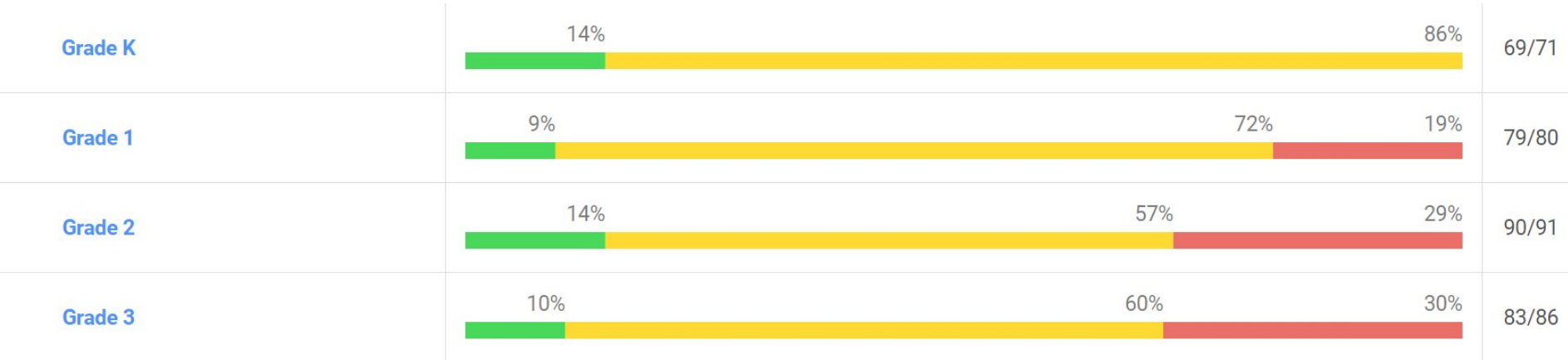


Placement By Domain



[i The Mapping Between 5-Level and 3-Level Placements](#)

i-Ready Math Fall 2023- by Grade

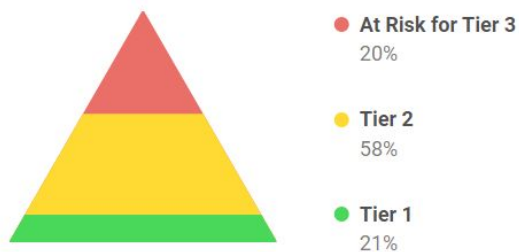


Fall to Fall - Reading - School Placement

Fall 2022

Students Assessed/Total: 342/357

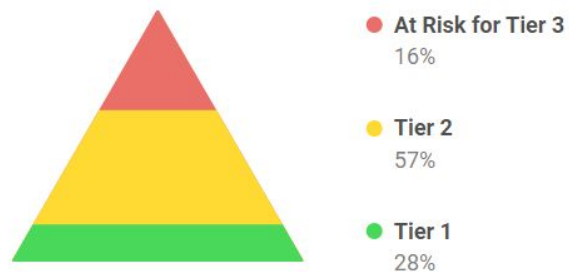
Overall Placement



Fall 2023

Students Assessed/Total: 322/328

Overall Placement



Fall to Fall - Math- School Placement

Fall 2022

Students Assessed/Total: 343/357

Overall Placement



- At Risk for Tier 3
25%
- Tier 2
66%
- Tier 1
9%

Fall 2023

Students Assessed/Total: 321/328

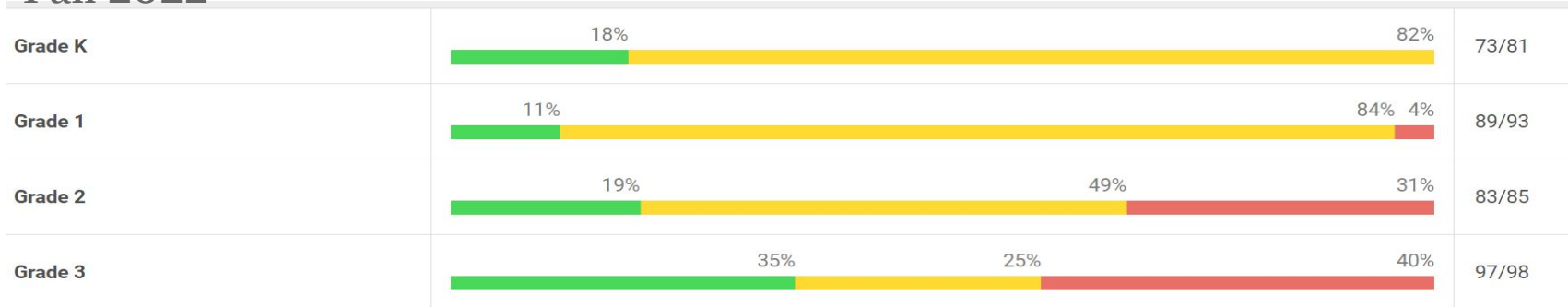
Overall Placement



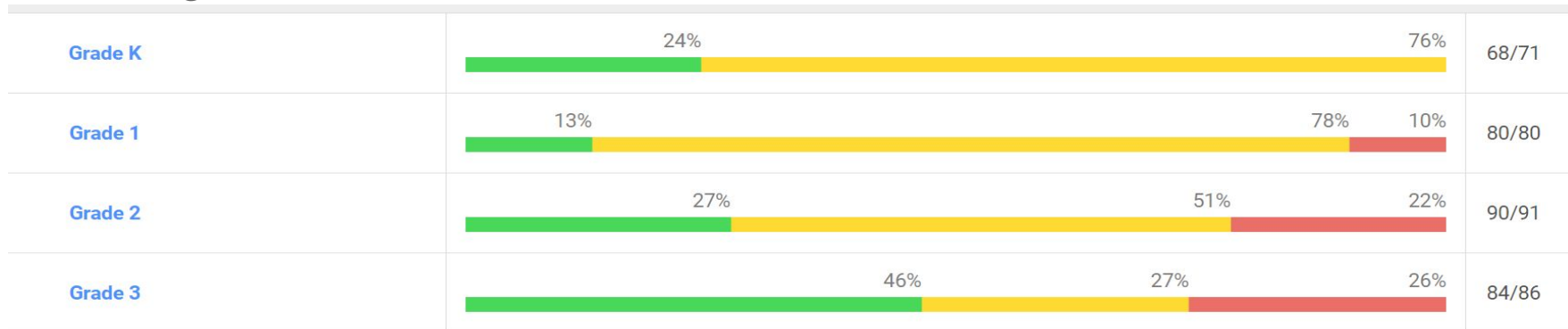
- At Risk for Tier 3
21%
- Tier 2
68%
- Tier 1
12%

Fall Reading- By Grade

Fall 2022




Fall 2023



Fall Math- By Grade

Fall 2022



Fall 2023

