

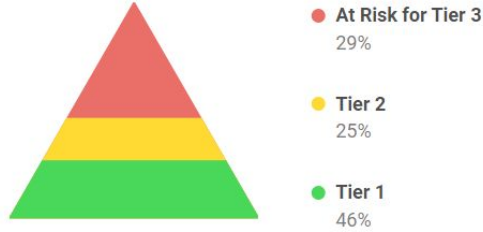
IHGMS
Winter Benchmark Data
2023-2024

i-Ready




i-Ready Reading Winter 2023-2024

Overall Placement

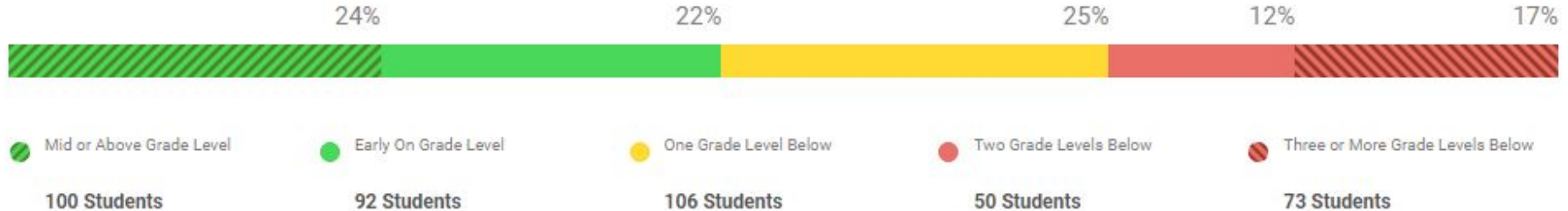


Placement By Domain



Overall Placement

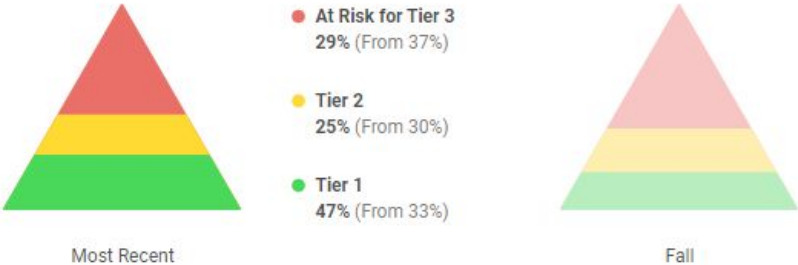
Students Assessed/Total: 421/424



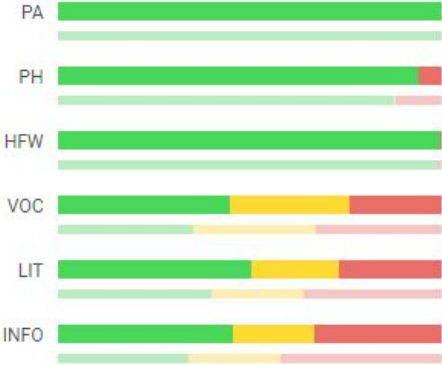
Fall to Winter- Reading Growth

Students Assessed/Total: 396/424

Overall Placement

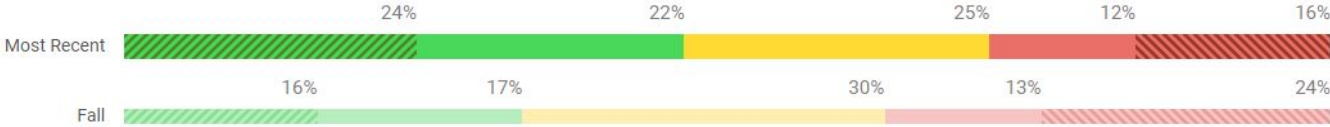


Placement By Domain



Overall Placement

Students Assessed/Total: 396/424



- Mid or Above Grade Level
97 Students
(From 65 Students)
- Early On Grade Level
88 Students
(From 66 Students)
- One Grade Level Below
98 Students
(From 120 Students)
- Two Grade Levels Below
48 Students
(From 51 Students)
- Three or More Grade Levels Below
65 Students
(From 94 Students)

i-Ready Reading Winter 2023-2024 By Grade Level

Grade	Overall Grade-Level Placement						Students Assessed/Total
Grade 4		17%	24%	40%	9%	10%	94/94
Grade 5		30%	26%	19%	23%	2%	86/87
Grade 6		32%	17%	17%	9%	25%	69/69
Grade 7		20%	26%	21%	13%	19%	84/85
Grade 8		21%	16%	25%	4%	34%	89/90

Reading Growth- Fall to Winter By Grade Level

Grade		Overall Grade-Level Placement						Students Assessed/Total
Grade 4	Most Recent		17%	24%	41%	9%	9%	92/94
	Fall		12%	14%	50%	12%	12%	
Grade 5	Most Recent		31%	25%	19%	24%	1%	84/86
	Fall		20%	21%	29%	24%	6%	
Grade 6	Most Recent		33%	19%	16%	9%	23%	64/69
	Fall		20%	16%	17%	16%	31%	
Grade 7	Most Recent		20%	26%	21%	13%	20%	76/85
	Fall		13%	18%	29%	7%	33%	
Grade 8	Most Recent		24%	16%	23%	5%	33%	80/90
	Fall		18%	14%	21%	6%	41%	

Reading Growth- Cohort Proficiency Data

Cohort	Fall 22	Winter 23	Spring 23	Fall 23	Winter 24
Current 4	25	46	74	26	41
Current 5	29	44	65	41	57
Current 6	26	54	59	36	49
Current 7	34	44	48	31	48
Current 8	35	43	49	30	48

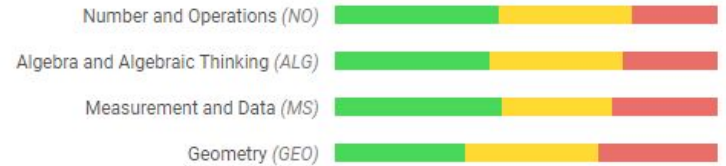
i-Ready Math Winter 2023-2024

Students Assessed/Total: 421/424

Overall Placement



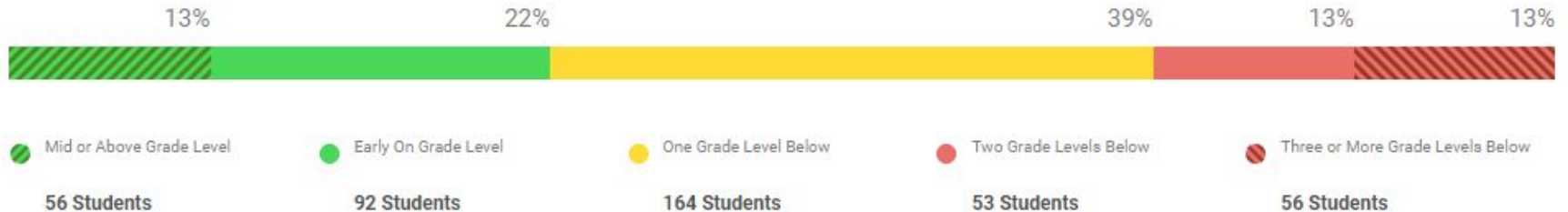
Placement By Domain



[i The Mapping Between 5-Level and 3-Level Placements](#)

Overall Placement

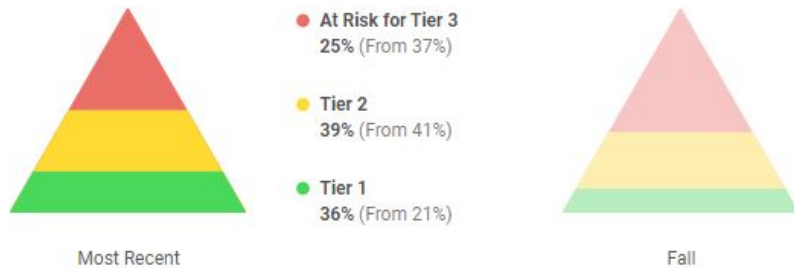
Students Assessed/Total: 421/424



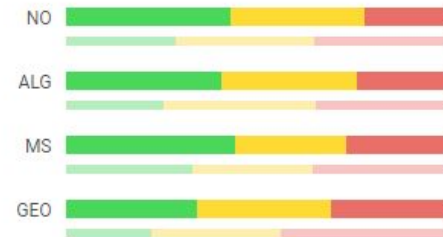
Fall to Winter Growth - Math

Students Assessed/Total: 403/424

Overall Placement



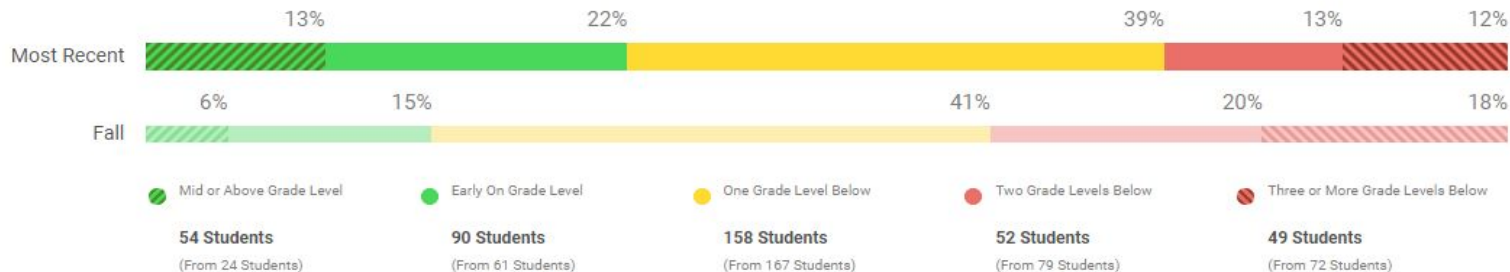
Placement By Domain



[i The Mapping Between 5-Level and 3-Level Placements](#)











Overall Placement

Students Assessed/Total: 403/424



i-Ready Math Winter 2023-2024

By Grade Level

Grade	Overall Grade-Level Placement						Students Assessed/Total
Grade 4		4%	21%	49%	19%	6%	94/94
Grade 5		30%	26%	32%	10%	2%	84/86
Grade 6		13%	26%	41%	10%	10%	69/69
Grade 7		8%	29%	31%	13%	19%	84/85
Grade 8		12%	9%	41%	10%	28%	90/90

Math Growth- Fall to Winter By Grade Level

Grade		Overall Grade-Level Placement						Students Assessed/Total
Grade 4	Most Recent		4%	21%	50%	20%	5%	92/94
	Fall		2%	9%	50%	26%	13%	
Grade 5	Most Recent		30%	26%	32%	10%	2%	84/86
	Fall		15%	17%	42%	20%	6%	
Grade 6	Most Recent		14%	28%	38%	11%	9%	65/69
	Fall		5%	23%	38%	18%	15%	
Grade 7	Most Recent		7%	28%	32%	13%	20%	82/85
	Fall		2%	16%	39%	17%	26%	
Grade 8	Most Recent		13%	10%	43%	10%	25%	80/90
	Fall		5%	14%	36%	15%	30%	

Math Growth- Cohort Proficiency Data

Cohort	Fall 22	Winter 23	Spring 23	Fall 23	Winter 24
Current 4	5	26	49	11	25
Current 5	24	38	69	32	55
Current 6	32	40	69	26	42
Current 7	20	53	46	18	37
Current 8	19	31	40	19	18