

IBER HOLMES GOVE

MIDDLE SCHOOL

SPRING 1-READY
BENCHMARK DATA



i-Ready

- **Diagnostic i-Ready Assessment 3x/year**
 - **Fall**
 - **Winter**
 - **Spring**
- **30 minutes each of Personalized Instruction per week in Reading & Math**
 - **Grades 4-6 during Rtl (WIN) &/or Classroom**
 - **Grades 7 & 8 during Lab & WIN**



SPRING BENCHMARK TESTING WINDOW

May 8th – June 14th



Student Growth in

Reading

Shown by Grade



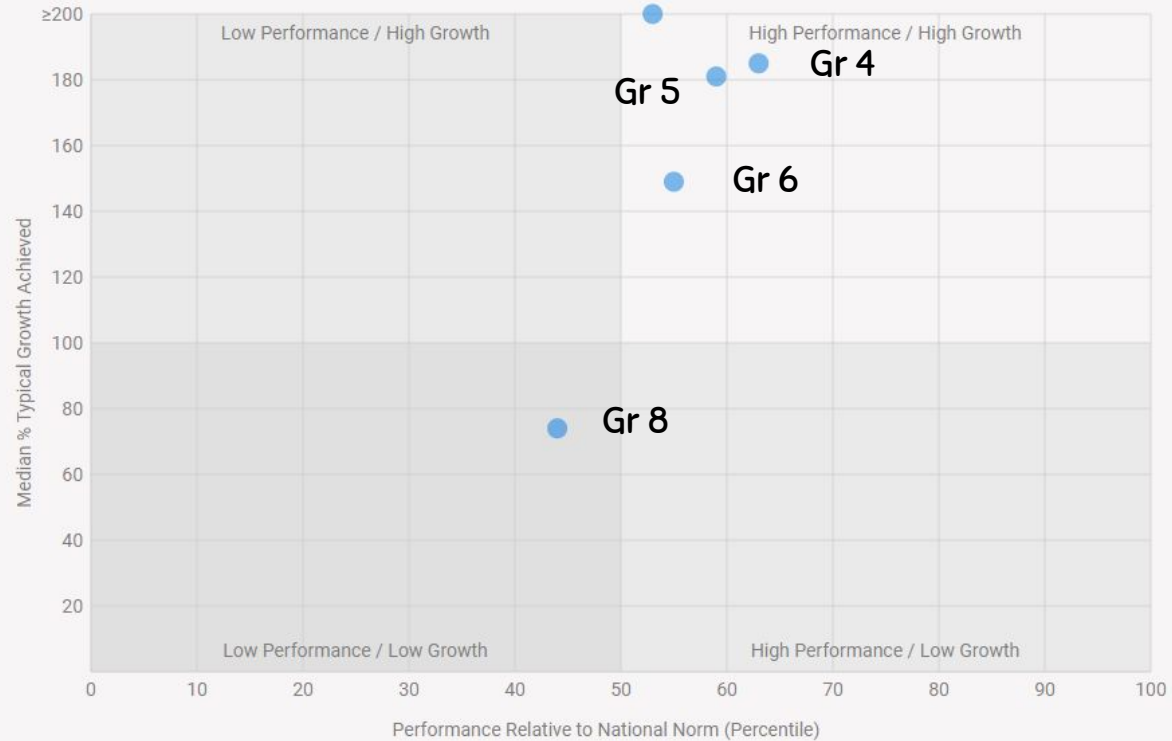
Across the School from Fall to

Spring 2023

05/08/23 - 06/14/23

Students Assessed/Total: 401/416

[Download CSV](#)



IHGMS
SCHOOL WIDE
READING

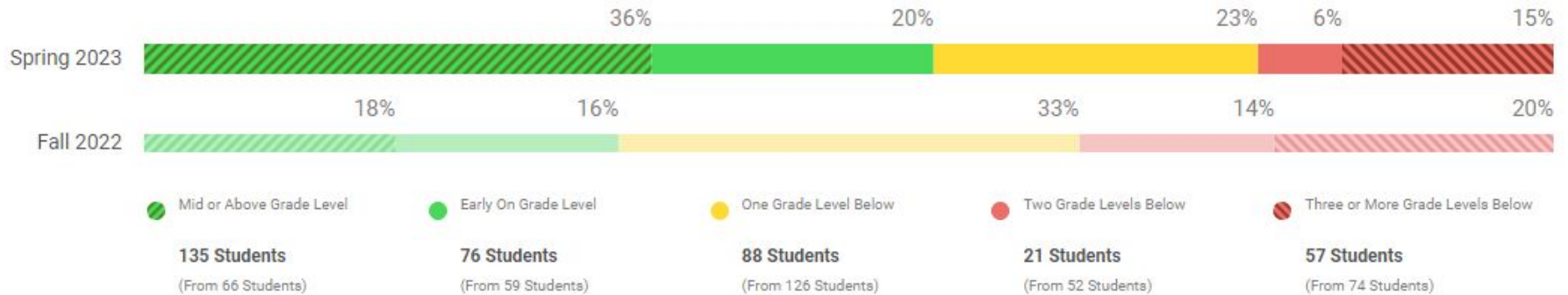
MOST GRADES
HIGHER
PERFORMANCE,
HIGHER GROWTH



IHGMS SCHOOL WIDE READING

Overall Placement

Students Assessed/Total: 377/416



% at Grade Level or Above

Fall 32%

Winter 44%

Spring 56%



IHGMS SCHOOL WIDE READING BY DOMAIN

▼ Placement by Domain



Percentage of Student Annual Growth

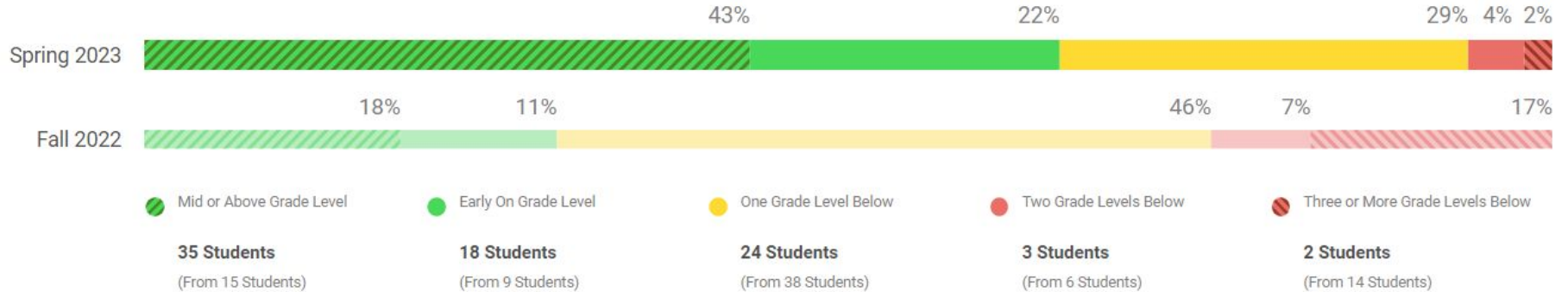
Percentage of Growth	Grade	Percentage of Students
0-50%	4	9%
	5	15%
	6	29%
	7	25%
	8	41%
51-75%	4	5%
	5	3%
	6	4%
	7	2%
	8	8%
76-100+%	4	86%
	5	82%
	6	67%
	7	73%
	8	51%



IHGMS READING BY GRADE LEVEL 4

Overall Placement

Students Assessed/Total: 82/88



% at Grade Level or Above

Fall 29%
8

Winter 44%

Spring 65%



IHGMS READING BY GRADE LEVEL 4

▼ Placement by Domain

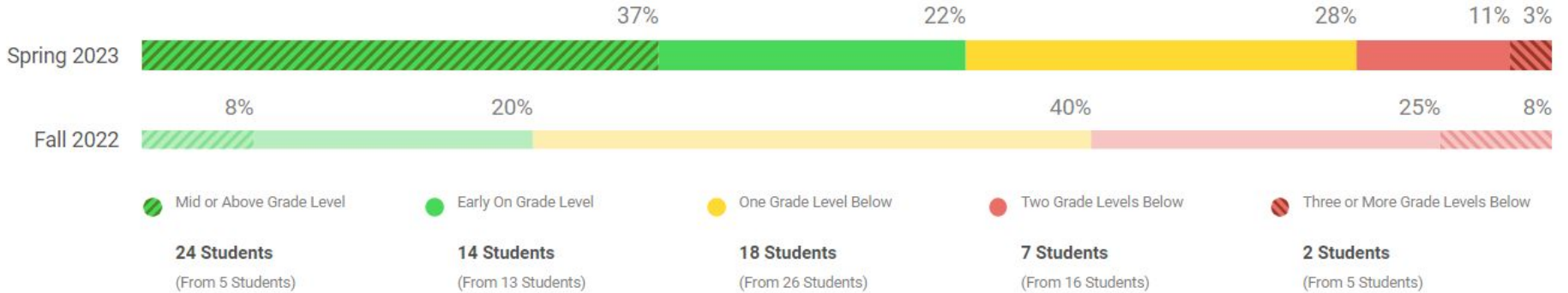




IHGMS READING BY GRADE LEVEL 5

Overall Placement

Students Assessed/Total: 65/72



% at Grade Level or Above

Fall 28%
10

Winter 54%

Spring 59%



IHGMS READING BY GRADE LEVEL 5

Placement by Domain

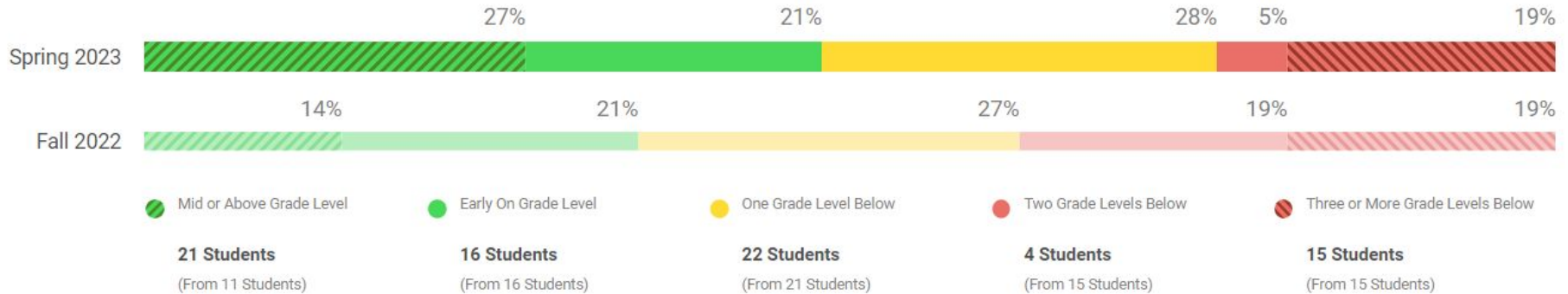




IHGMS READING BY GRADE LEVEL 6

Overall Placement

Students Assessed/Total: 78/83



% at Grade Level or Above

Fall 25%
12

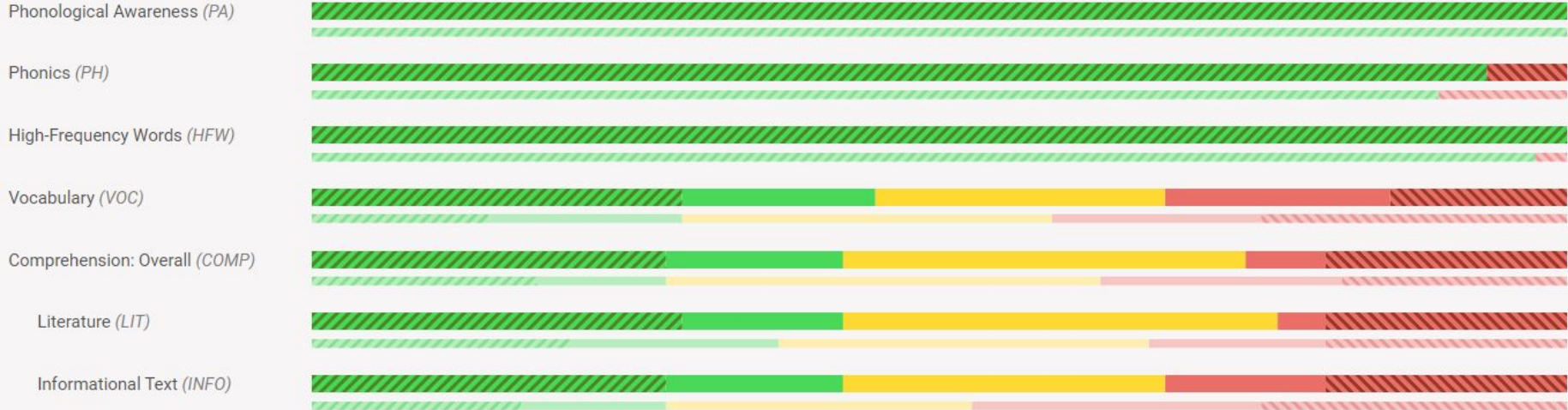
Winter 34%

Spring 48%



IHGMS READING BY GRADE LEVEL 6

Placement by Domain

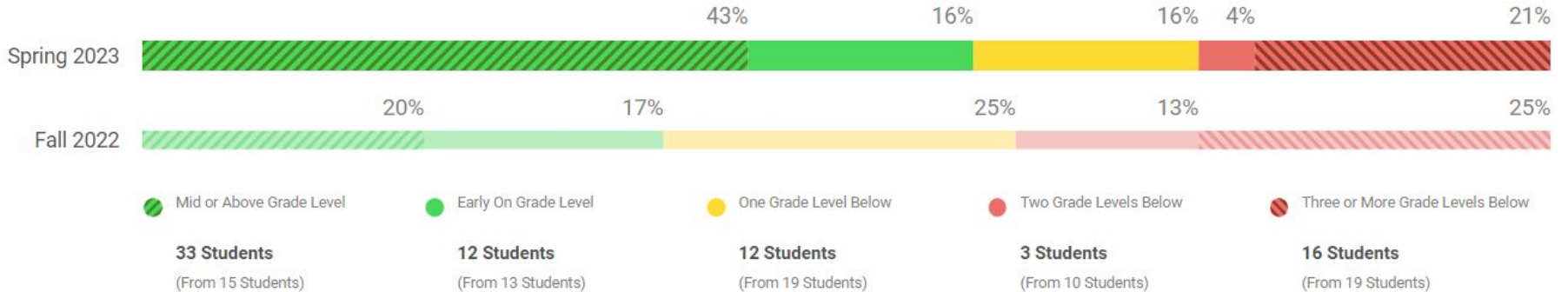




IHGMS READING BY GRADE LEVEL 7

Overall Placement

Students Assessed/Total: 76/88



% at Grade Level or Above

Fall 36%

Winter 43%

Spring 59%



IHGMS READING BY GRADE LEVEL 7

Placement by Domain

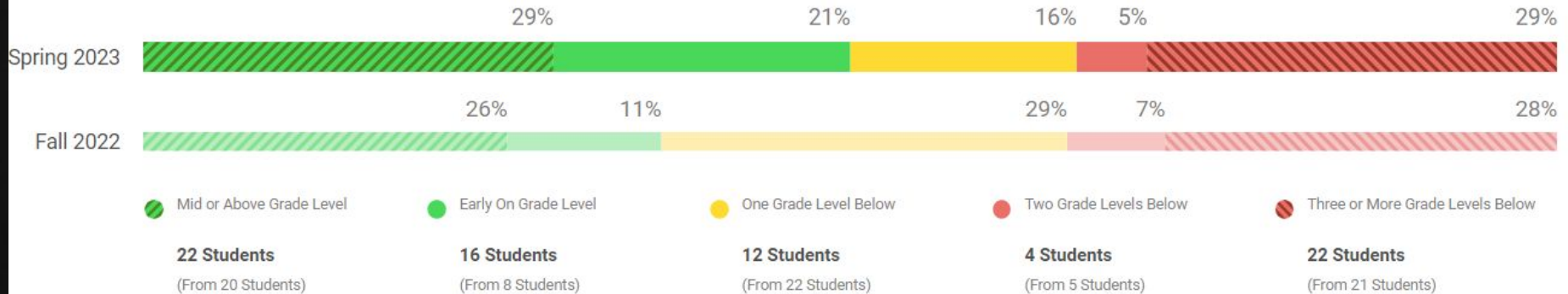




IHGMS READING BY GRADE LEVEL 8

Overall Placement

Students Assessed/Total: 76/85



% at Grade Level or Above

Fall 38%

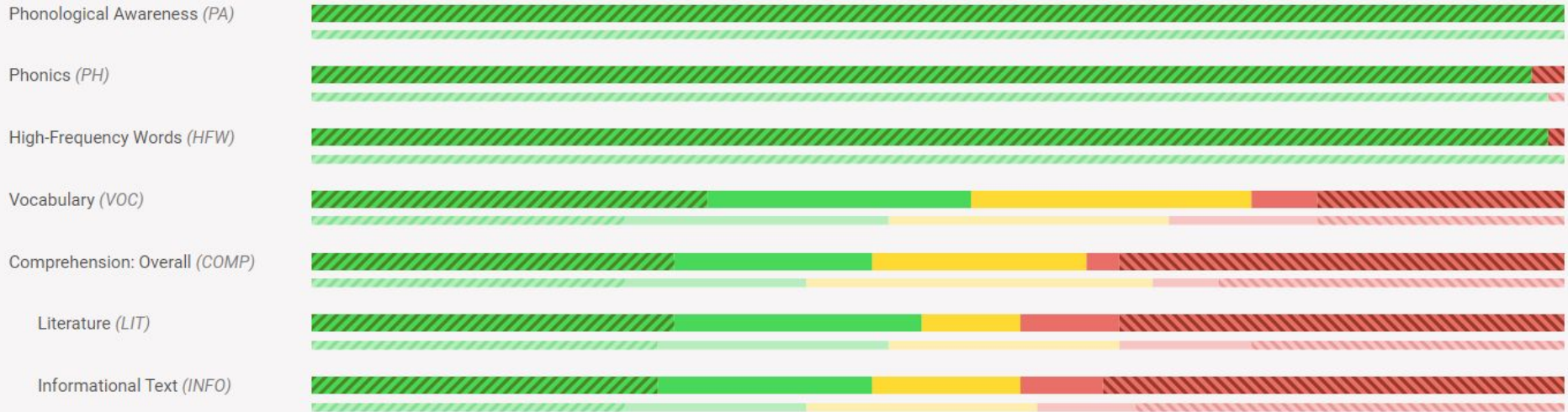
Winter 44%

Spring 50%



IHGMS READING BY GRADE LEVEL 8

Placement by Domain





GRADE LEVEL ANNUAL GROWTH IN READING % MET

School Wide	4th Grade	5th Grade	6th Grade	7th Grade	8th Grade
66%	72%	79%	61%	70%	49%

IHGMS READING/ELA GOALS

IHGMS Grade Level Goals are based on % Proficient on SAS
% Prof. on SAS is similar, but not equal, FROM % "Green" on iReady

	4TH	5TH	6TH	7TH	8TH
SAS 2022:	37%	53%	45%	52%	54%
SAS GOAL 2023:	50%	60%	55%	62%	63%
SAS 2023:	54%	55%	53%	59%	56%
FALL IREADY:	29%	26%	35%	36%	38%
WINTER IREADY:	44%	54%	33%	43%	44%
SPRING IREADY:	65%	59%	48%	59%	50%



IHGMS MATH

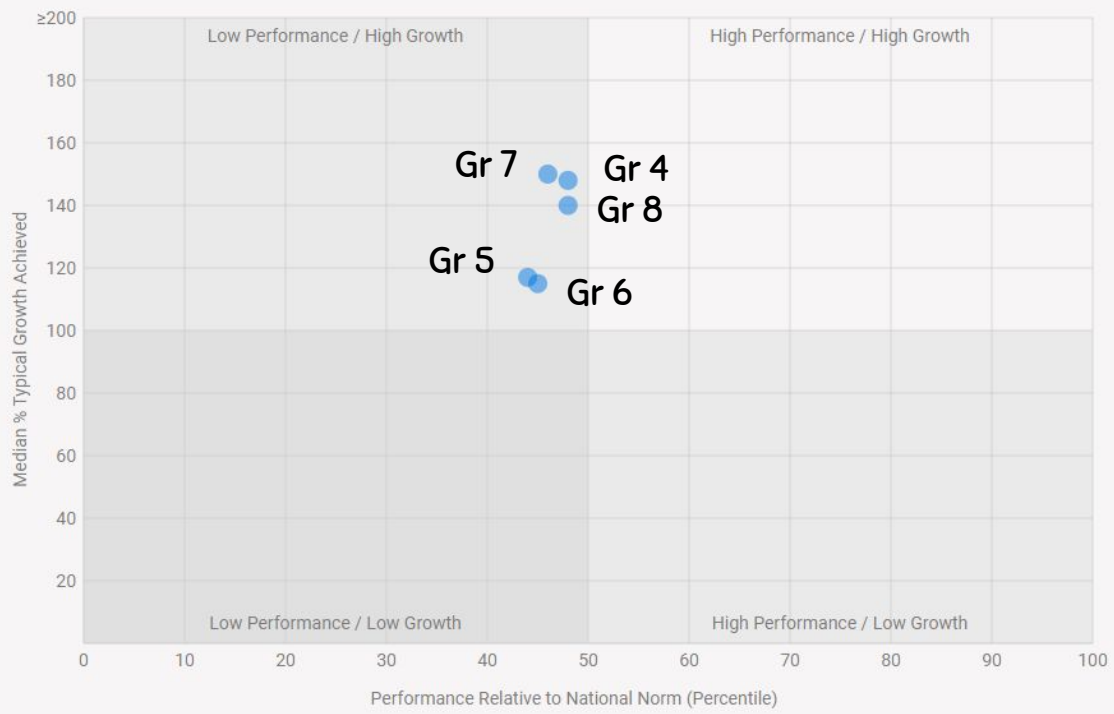
Student Growth in Math Shown by Grade

Across the School from Fall to Spring 2023

05/08/23 - 06/14/23

Students Assessed/Total: **403/416**

[Download CSV](#)



IHGMS
SCHOOL WIDE
MATH

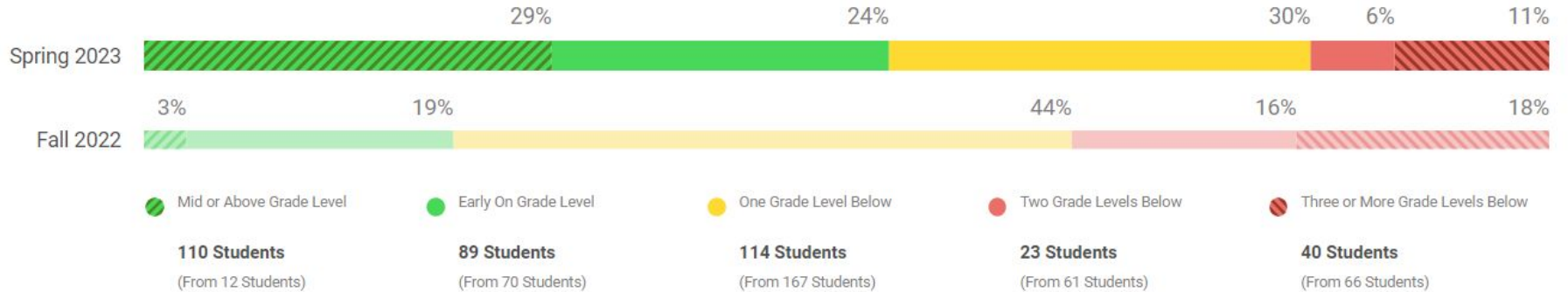
LOWER
PERFORMANCE,
HIGHER GROWTH



IHGMS SCHOOL WIDE MATH

Overall Placement

Students Assessed/Total: 376/416



% at Grade Level or Above

Fall 22%

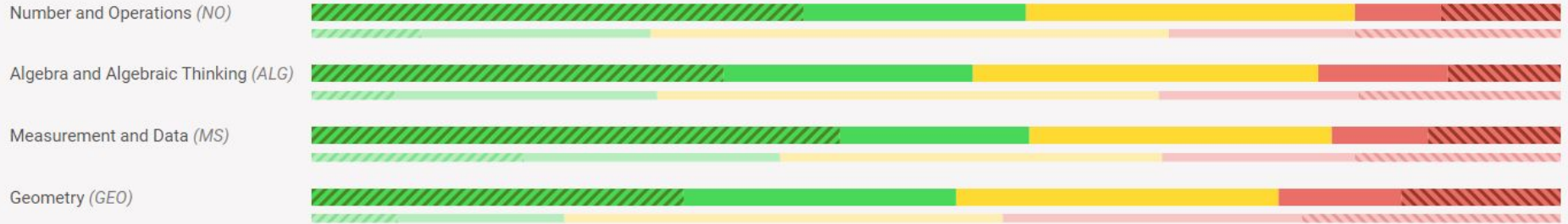
Winter 38%

Spring 53%



IHGMS SCHOOL WIDE MATH BY DOMAIN

Placement by Domain

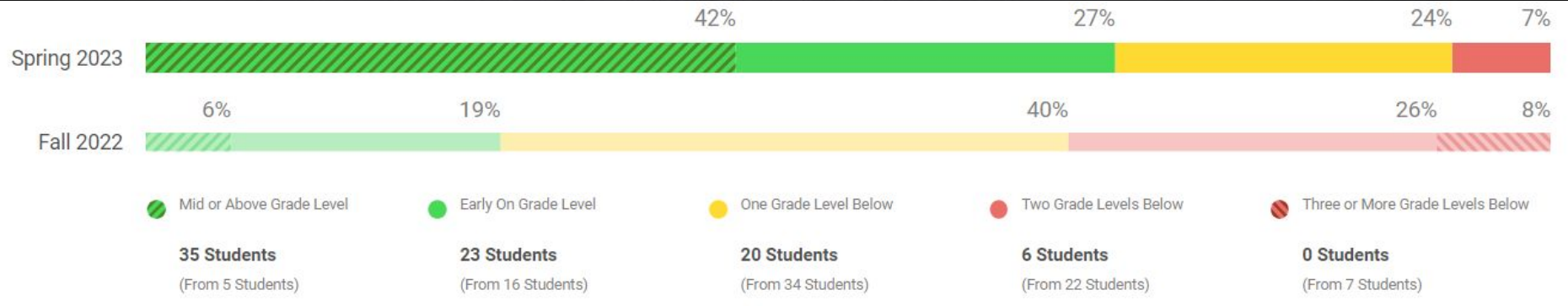


Percentage of Student Annual Growth

Percentage of Growth	Grade	Percentage of Students
0-50%	4	3%
	5	13%
	6	19%
	7	18%
	8	32%
51-75%	4	6%
	5	10%
	6	13%
	7	9%
	8	6%
76-100+%	4	91%
	5	77%
	6	68%
	7	73%
	8	62%



IHGMS MATH BY GRADE LEVEL 4



% at Grade Level or Above

Fall 25%
25

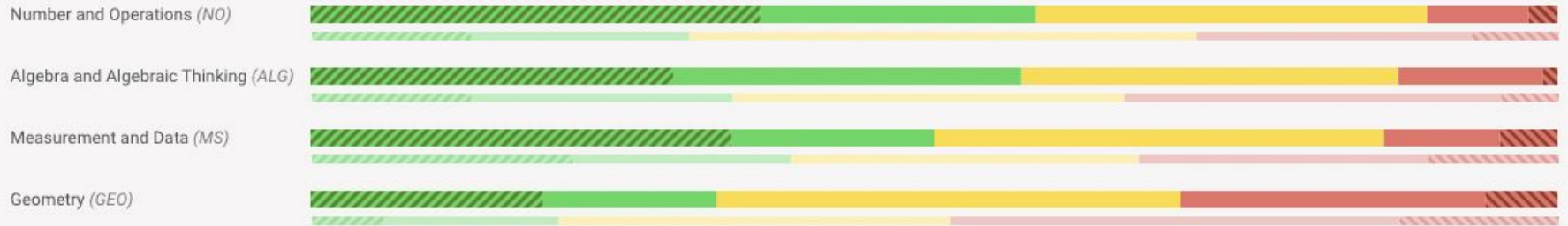
Winter 40%

Spring 69%



IHGMS MATH BY GRADE LEVEL 4

▼ Placement by Domain

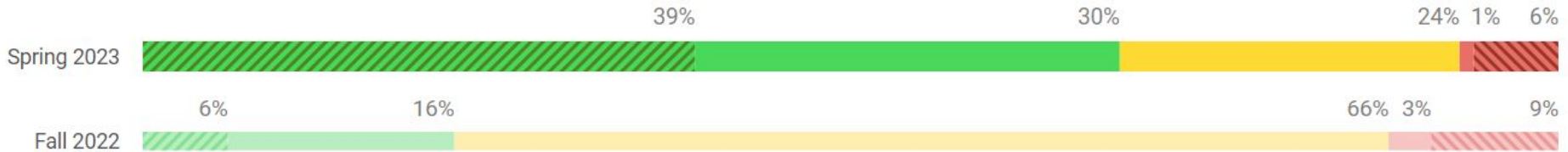




IHGMS MATH BY GRADE LEVEL 5

Overall Placement

Students Assessed/Total: 67/72



Mid or Above Grade Level

26 Students
(From 4 Students)

Early On Grade Level

20 Students
(From 11 Students)

One Grade Level Below

16 Students
(From 44 Students)

Two Grade Levels Below

1 Student
(From 2 Students)

Three or More Grade Levels Below

4 Students
(From 6 Students)

% at Grade Level or Above

Fall 22%


Winter 53%

Spring 69%



IHGMS MATH BY GRADE LEVEL 5

Placement by Domain

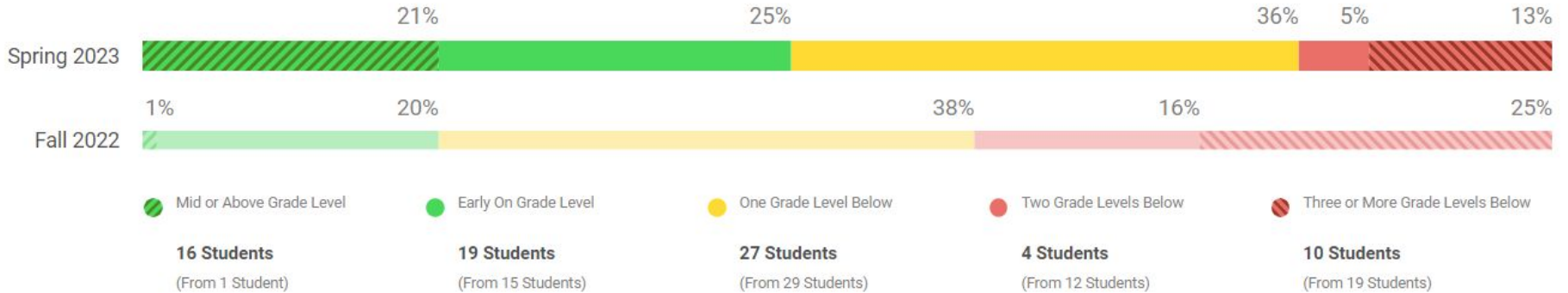




IHGMS MATH BY GRADE LEVEL 6

Overall Placement

Students Assessed/Total: 76/83



% at Grade Level or Above

Fall 21%


Winter 31%

Spring 46%




IHGMS MATH BY GRADE LEVEL 6


Number and Operations (NO)




Algebra and Algebraic Thinking (ALG)



Measurement and Data (MS)



Geometry (GEO)

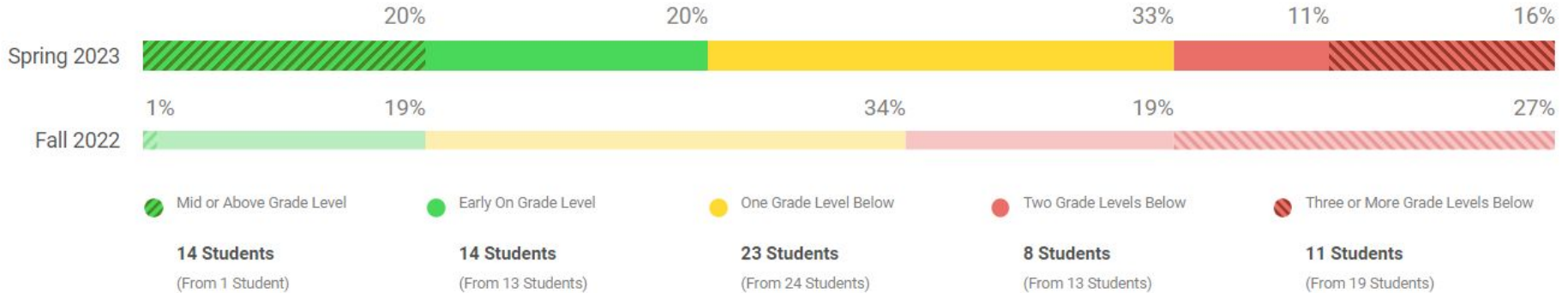




IHGMS MATH BY GRADE LEVEL 7

Overall Placement

Students Assessed/Total: 70/88



% at Grade Level or Above

Fall 20%

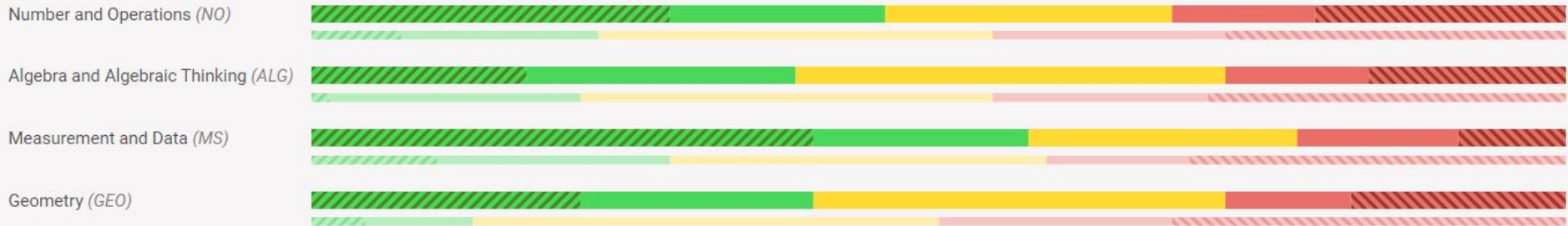
Winter 29%


Spring 40%



IHGMS MATH BY GRADE LEVEL 7

Placement by Domain

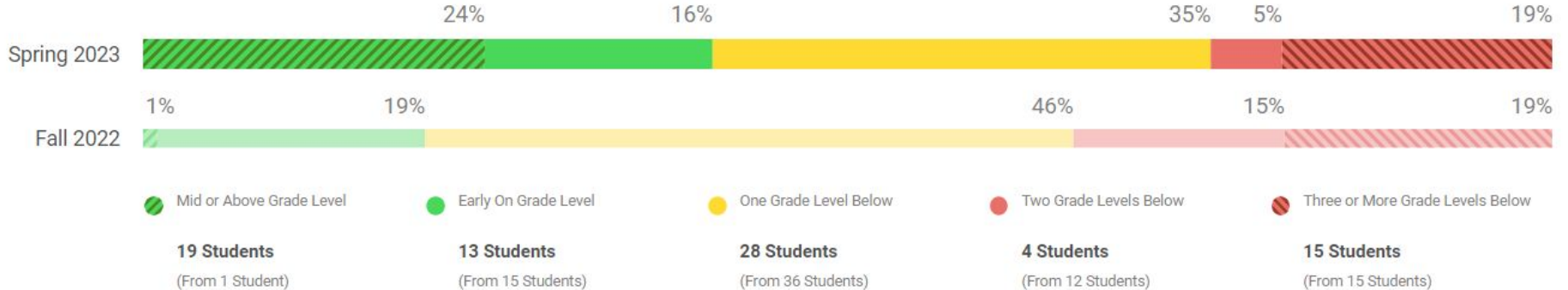




IHGMS MATH BY GRADE LEVEL 8

Overall Placement

Students Assessed/Total: 79/85



% at Grade Level or Above

Fall 20%

Winter 34%


Spring 40%



IHGMS MATH BY GRADE LEVEL 8

Placement by Domain





GRADE LEVEL ANNUAL GROWTH IN MATH % MET

School Wide	4th Grade	5th Grade	6th Grade	7th Grade	8th Grade
65%	81%	65%	59%	63%	58%

IHGMS MATH GOALS

IHGMS Grade Level Goals are based on % Proficient on SAS
% Prof. on SAS is similar, but not equal, FROM % "Green" on iReady

	4TH	5TH	6TH	7TH	8TH
SAS 2022:	36%	52%	39%	25%	43%
SAS GOAL 2023:	50%	60%	50%	40%	50%
SAS 2023:	67%	45%	38%	40%	37%
FALL IREADY:	25%	22%	20%	19%	21%
WINTER IREADY:	40%	53%	31%	29%	34%
SPRING IREADY:	68%	68%	45%	38%	38%



RAYMOND SCHOOLS WINTER
I-READY BENCHMARK DATA
QUESTIONS?