

# Raymond School District

## 2022-2023 Annual Report Card



*Great Bay Discovery Center*

### Administration

Terry Leatherman, Superintendent of Schools  
Marjorie Whitmore, Business Administrator  
Jodi Gutterman, Executive Director of Student Support Services  
Samantha Horrigan, Director of Health and Wellness  
Peter Dannible, Raymond High School Principal  
Joanne McCann, Raymond High School Assistant Principal  
Thomas Waldron, Iber Holmes Gove Middle School Principal  
Brigitte Cunningham, Iber Holmes Gove Middle School Assistant Principal  
Jessica Benson, Lamprey River Elementary School Principal  
Paula Oliveira, Lamprey River Elementary School Assistant Principal  
Patrick Arsenaault, Director of Youth Services  
Karen Stuart, Director of Human Resources  
Brittany L'Heureux, Technology Director  
Tasha Ball, School Nutrition Services Director  
Todd Ledoux, Safety and Facilities Director

### School Board

John Harmon, Chair  
Anthony Clements, Vice Chair  
Stephen Scarfo, Secretary  
Cindy Bennett  
Joseph Saulnier  
Tucker Sopha, Student Representative

**DRAFT**

*An Equal Opportunity Employer. It is the policy of the School Board that there will be no discrimination on the basis of age, gender, race, creed, color, religion, marital status, sexual orientation, gender identity, national ethnic origin, economic status or disability for employment in, participation in, admission/access to, or operation and administration of any educational program or activity in the School District and provides equal access to Boy Scouts and other designated youth groups. The District will not discriminate against any employee who is a victim of domestic violence, harassment, sexual assault, or stalking.*

# Superintendent's Message

---

Dear Raymond Community,

As a district we look forward to the 2023-24 school year. We look forward to a new and exciting school year. We have a lot of new faces who are excited to be here and looking forward to working with the Raymond community.

This year we are incorporating a new reading curriculum in grades K to five. We continue to look at our systems and practices to ensure we are creating a learning environment where all students can be successful. We continue to emphasize our multi-tiered system of support for both academics and social emotional learning.

With the continued support of our parents, teachers, administration, school board, and district partners we will work to be our best in creating a school environment that promotes and provides our students with the skills they need to be successful.

Sincerely,

Terry Leatherman  
Superintendent of Schools  
School Administrative Unit #33  
Raymond, New Hampshire



*March 2023 Monster Concert*

# The Year in Review

---

## September

- RHS Homecoming—Homecoming games, parade, and dance/inferno!
- Superintendent's Coffee Hour was held, with a focus on explaining and assisting with free and reduced meal applications.
- LRES PTO held their annual *Night Under the Stars* event.
- LRES students attended a school board meeting to talk with them about the Golden Spatula award.

## October

- LRES offered fall enrichment opportunities to students—Lego, cooking, board games, and yoga.
- RHS Student Council participated in *Trick or Canning*, collecting food donations for a local food pantry.
- Our Book Bash event was held, with storybook stations, a book swap, photo booth, and snacks!
- Raymond schools celebrated Red Ribbon Week, a nationwide drug abuse prevention campaign.
- National School Lunch Week was celebrated with the theme *Peace Love School Lunch*.
- Seventh grade explored the Lamprey River as part of their ecology unit.
- IHGMS held their first Rams Rally of the year, where students “stepped up” to their new seats in the gymnasium, friendship awards were given, and sports teams were recognized.
- IHGMS held a Halloween Dance.
- RHS students attended a school board meeting to talk about their experiences with extended learning opportunities
- Raymond Fire Department visit LRES health classes.
- National Junior Honor Society held their annual fundraising Cookie Walk.
- RHS Student Council spent a day focused on leadership and teambuilding activities at Camp Lincoln.
- Raymond School District welcomed new RHS Assistant Principal Joanne McCann.
- Superintendent's Coffee Hour was held with a focus on technology and PowerSchool tips for parents.
- Third grade visited Strawberry Banke, and kindergarten students traveled to Coppal House Farm.
- LRES held a character dress up day on Halloween.
- IHGMS discussed the Morning Meeting Buddy Program with the school board.



Lamprey River Exploration



SEE Science Center

## November

- LRES *Girls on the Run* ran a 5k in Concord.
- Fourth grade visited the Great Bay Discovery Center.
- RHS students attended a school board meeting to discuss Robotics.
- Superintendent's Coffee Hour held with a focus on working in public schools.
- LRES held their *Penny Wars Week*, raising money to enhance outdoor learning activities.
- 7th Grade students visited the SEE Science Center.
- RHS held their *I am College Bound* day, an event designed to help high school seniors navigate the college admissions process.
- LRES students discussed the Book Bash event with the school board
- Fourth grade visited the Raymond Historical Society.
- Author Marty Kelley visited LRES to talk with students about what it's like to be an author and an illustrator.
- District administrators presented the Capital Improvements Plan to the CIP and the proposed 2023-24 budget to the Budget Committee.

## December

- RHS students visited the Aviation Museum of NH to learn about the physics behind how planes fly and careers in aviation.
- LRES students and staff shared their experiences with the elementary school fall enrichment sessions with the school board.
- RHS staff held a *Socks for Tots* drive, collecting 170 pairs of socks for the Raymond Head Start program.
- LRES held a food drive to benefit Southern NH Food Services Food Shelves.
- Raymond School District welcomed Jodi Gutterman as our new Executive Director of Student Support Services.
- Raymond Singers performed holiday favorites for the Rotary Club at a breakfast served at RHS.
- IHGMS celebrated the *12 Days of Christmas*—pajama day, dress like a holiday movie, holiday headware, and lots of great activities.
- Students from IHGMS attended a school board meeting to talk about Math Kits.
- RHS National Honor Society welcomed ten new members.
- RHS students and staff celebrated the season with Winter Carnival.
- RHS and IHGMS students participated in *Wreaths Across America*.
- 7th graders introduced Brook Trout eggs to the classroom through a NH Fish and Game project—they were able to watch them hatch into larva and grow.
- IHGMS Band and Chorus performed their Winter Concert, and the RHS Concert Band and Raymond Singers performed their Winter Concert at RHS.



*Wreaths Across America*

## January

- Several school district warrant article information forums were held, open to all, during principal and superintendent coffee hours, as well as an evening public forum.
- Students at LRES spent *Outdoor Learning Friday* snowshoeing on the nature trail, learning about how animals interact with our environment.
- IHGMS students attended a school board meeting to discuss 6th grade geometry projects.
- Fifth grade students visited the Christa McAuliffe Discovery Center.
- RHS hosted its annual *Bring 'Em Back* event. Former students returned to share their experiences after high school, including the college application process and college life.
- IHGMS Student Council sponsored their annual service project, *Pennies for Patients*, to raise money for the Leukemia and Lymphoma Society
- Raymond School District welcomed Samantha Horrigan as our new Director of Health and Wellness.

## February



*IHGMS Spirit Week*

- Superintendent's Coffee Hour was held, focusing on student behavioral health and wellness tips for parents.
- LRES celebrated Kindness Week with a Kindness Pledge, bingo, daily challenges, and a Kindness Tree.
- IHGMS held their Valentine's Dance for grades 6-8 and Valentine's Social for grades 4-5.
- IHGMS celebrated Spirit Week—Color Day competition, student/faculty basketball game, pod decorating contest, and anything but a backpack day.
- LRES students discussed *Bowling for Books* with the school board.
- RHS Penguin Plunge Team raised \$55,495 for Special Olympics of NH!
- Raymond Rams Wrestling finished the season with three state champions!
- The RHS Student Athlete Leadership Team attended the school board meeting to discuss the activities of the group.
- NH Fish and Game visited students at RHS to discuss the diverse tasks the department is involved with.

## March

- The Raymond School District's Music Department celebrated *Music in Our Schools Month* with the Annual Monster Concert.
- National Junior Honor Society and Raymond Coalition for Youth met their recycling challenge to collect enough plastic for a Trex Bench for IHGMS.
- SAT's and PSAT's were administered on March 22.
- RHS teacher Jennah Dussault was recognized as the recipient of the Governor's CHART Award (Character and Resiliency Together).
- IHGMS students attended a school board meeting to discuss Spirit Week.
- LRES began "reading across America" as part of their *Read Across America* activities.
- RHS held their Winter Semi Formal.
- The RHS Financial Literacy Team competed in the state finals and finished as the state runner-up for 2023!
- Third grade students participated in an Ellis Island immigration simulation to culminate their social studies unit on Ellis Island immigration.
- LRES students talked about Kindness Week at a school board meeting.
- RHS music students visited the fourth grade at IHGMS to teach them about instruments and band.
- *Wildlife Encounters* visited LRES with animal encounters aligned to the *Read Across America* theme
- RHS students attended NHTI for a career exploration field trip. The focus of the trip was a kickoff to Hospitality Month in April.
- Superintendent's Coffee Hour was held with a focus on Student Support Services.
- The Technology Committee surveyed parents and staff as part of the development of an updated Technology Plan.
- RHS hosted a job fair with over 28 businesses and over 40 representatives.
- RHS Librarian Bob LeMoine published his book "When the Babe Went Back to Boston."
- Town and school elections took place on March 28th, postponed from earlier in the month due to inclement weather.
- 883 breakfasts districtwide were served as part of National School Breakfast Week.
- IHGMS Parent Core held their annual *Rafflemania* event at IHGMS



RHS Music at IHGMS



Nature's Classroom

## April

- Artist Rob Surette visited LRES and inspired students and staff with messages of motivation and kindness.
- The *Education Expo* was held at IHGMS—activities, snacks, and a book swap!
- RHS students participated in a career exploration field trip at the United States Coast Guard Station in New Castle.
- RHS RCFY Youth Action students attended a school board meeting to discuss their recent activities.
- IHGMS students went to the school board meeting to talk about *Read Across America Week*.
- Spring enrichment started at LRES—cooking, yoga, and spring poetry.
- LRES PTO held a Mother/Son (Son + One) Glow Party.
- IHGMS students attended a school board meeting to talk about Read Across America and Pi Day.
- Fifth grade spent a week at Nature's Classroom.

## May

- Kindergarten Information Night was held at LRES.
- RHS students went on a career exploration field trip to the NH Forestry Career Day Expo at Bear Brook State Park.
- LRES students attended a school board meeting to talk about their Earth Day activities.
- RHS held their annual *Celebration of Excellence* to recognize student achievement.
- IHGMS students visited the Seacoast Science Center at Odiorne State Park.
- IHGMS eighth grade students traveled to Washington D.C.
- LRES PTO held a Daddy/Daughter Masquerade Ball.
- RHS participated in the Empty Bowls Project, with profits benefitting Raymond Food Pantry.
- IHGMS Boys Track finished 4th and Girls Track finished 3rd in their Division!
- Eighth grade students practiced the concepts of levers, force, and transfer of energy by building catapults and castles.
- RHS Teacher Sandra Swiechowicz was a State/Jurisdiction Finalist for the Presidential Awards for Excellence in Mathematics and Science Teaching.
- Eight grade visited the Raymond Historical Society.
- LRES held their Memorial Day Program on the school's front lawn.
- Fourth grade went to see the Fishercats at Delta Dental Stadium for STEM Day
- HAVEN educators visit LRES classrooms for puppet shows about Personal Body Safety Rules.
- Superintendent's Coffee Hour was held, focusing on a year-end review.
- Kindergarten started their ABC countdown to the last day of school—art, bubbles, camping, detective day, favorite book day...
- Two RHS Robotics Teams placed first and second in the CoderZ Pro League Competition.
- Students and RCFY teamed up for Operation Raymond Clean Up.
- Third grade students went to the school board meeting and talked about their Earth Day celebration.
- Fourth grade students opened up their marketplace as part of their study of economics.



*Celebration of Excellence*

## June

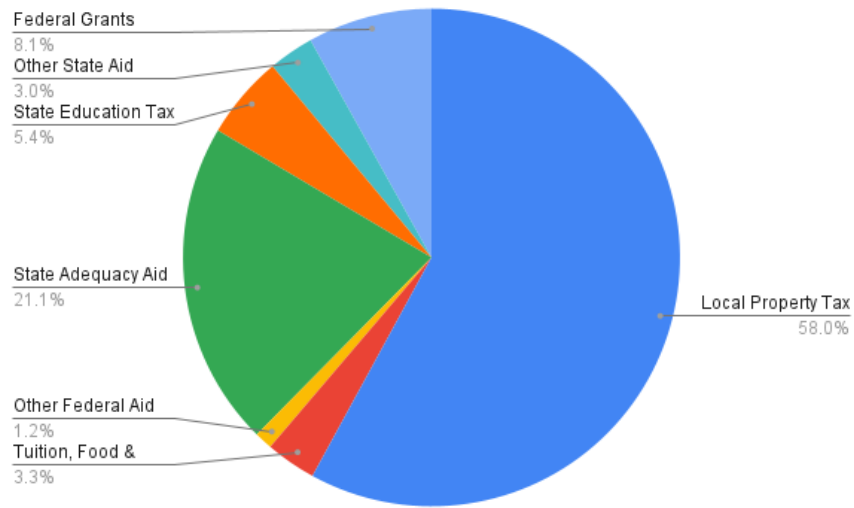
- LRES held a third grade celebration with the help of parent volunteers and the PTO.
- LRES Girls on the Run completed a 5k run in Concord.
- LRES teacher Hailey Mercer was named Raymond School District's 2023 Teacher of the Year.
- IHGMS held their Field Day.
- RHS students attended the high school prom.
- RHS paraeducator Karen Berube was named Raymond School District's 2023 Champion for Children.
- 6th grade field trip to Canobie Lake Park.
- *Green to Green March*—our graduating seniors walked the halls of all three schools.
- IHGMS 8th Grade Recognition Dance.
- 4th Grade toured the New Hampshire State House.
- Our RHS community celebrated the graduation of 69 students!



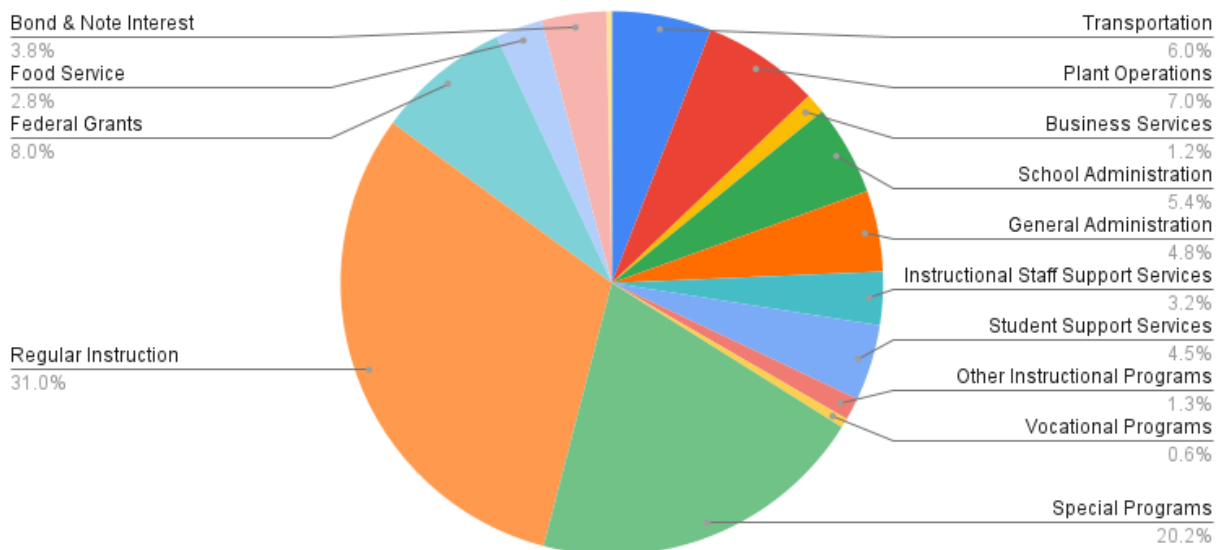
*Girls on the Run*

# Financial Data

## SOURCES OF REVENUE 2022-2023

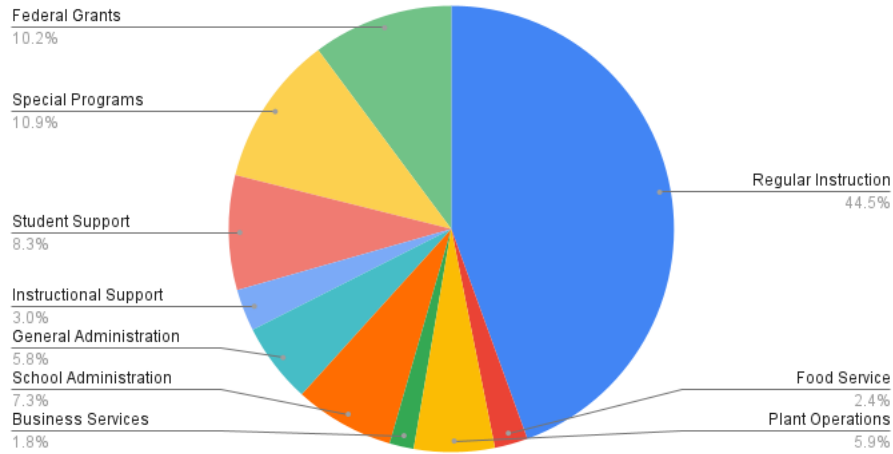


## DISTRIBUTION OF EXPENSES 2022-2023



# Financial Data

## DISTRIBUTION OF EMPLOYEE SALARIES 2022-2023



**2022-2023 Total Salaries \$12,614,434**

COMPARISON OF GENERAL FUND REVENUES AND EXPENDITURES		
	Revenues*	Expenditures
2009-2010 Actuals	\$20,174,424	\$20,061,052
2010-2011 Actuals	\$20,021,913	\$20,259,863
2011-2012 Actuals	\$20,090,933	\$20,392,174
2012-2013 Actuals	\$20,228,934	\$20,495,742
2013-2014 Actuals	\$20,725,672	\$20,444,887
2014-2015 Actuals	\$21,222,088	\$21,269,145
2015-2016 Actuals	\$21,859,201	\$21,595,829
2016-2017 Actuals	\$21,930,802	\$21,593,655
2017-2018 Actuals	\$23,522,507	\$22,713,728
2018-2019 Actuals	\$23,636,677	\$23,495,575
2019-2020 Actuals	\$25,993,808	\$23,565,514
2020-2021 Actuals	\$24,657,997	\$24,752,804
2021-2022 Actuals	\$25,347,210	\$24,458,044
2022-2023 Actuals	\$25,311,325	\$25,982,085

\*Revenues do not include prior year surplus amounts

DRAFT 8 DRAFT



# Student Enrollment & Attendance

DISTRICT PUBLIC SCHOOL ENROLLMENT					
		Elementary (PreK-4)	Middle	High	Total
2007-2008		587	419	518	1524
2008-2009		602	443	445	1490
2009-2010		604	453	462	1519
2010-2011		570	453	444	1467
2011-2012		554	451	419	1424
2012-2013		569	434	445	1448
2013-2014		570	398	448	1416
2014-2015		555	417	448	1420
2015-2016		568	411	441	1420
2016-2017		515	401	420	1336
2017-2018		502	401	373	1276
2018-2019		494	380	368	1242
2019-2020		508	373	345	1226
	Pre-K	Elementary (Grades K-3)	Middle (Grades 4-8)	High (Grades 9-12)	Total
2020-2021	38	354	439	351	1182
2021-2022	48	375	441	359	1223
2022-2023	45	364	416	346	1171

AVERAGE DAILY STUDENT ATTENDANCE			
	Elementary (1-4)	Middle	High
2006-2007	94.9%	94.9%	91.3%
2007-2008	95.0%	94.8%	90.4%
2008-2009	93.3%	92.9%	90.4%
2009-2010	95.0%	94.6%	93.1%
2010-2011	94.6%	95.1%	92.0%
2011-2012	95.2%	95.0%	93.0%
2012-2013	92.4%	94.6%	92.2%
2013-2014	95.4%	95.1%	93.5%
2014-2015	95.2%	95.0%	93.1%
2015-2016	95.1%	95.2%	91.9%
2016-2017	95.3%	94.6%	91.6%
2017-2018	95.1%	95.2%	92.3%
2018-2019	94.9%	95.1%	92.0%
2019-2020	94.6%	94.8%	91.0%
2020-2021	92.5%	94.0%	90.7%
2021-2022	90.6%	93.0%	88.7%
2022-2023	NA	NA	NA

# Special Education

---

PERCENTAGE OF SPECIAL EDUCATION STUDENTS		
	Raymond	State Average
2007-2008	19.00%	14.60%
2008-2009	19.00%	15.20%
2009-2010	17.50%	9.72%
2010-2011	18.40%	9.64%
2011-2012	21.02%	9.45%
2012-2013	18.66%	10.68%
2013-2014	21.03%	14.89%
2014-2015	21.66%	NA
2015-2016	21.88%	NA
2016-2017	23.85%	NA
2017-2018	19.67%	16.36%*
2018-2019	22.00%	18.00%
2019-2020	19.97%**	NA
2020-2021	23.32%**	NA
2021-2022	22.93%**	NA
2022-2023	21.16%	NA

*\*State Average calculated by Raymond School District using special education population as per census completed in October 2017 and regular education population as per the state profile.*

*\*\*District percentage calculated using October 1 enrollment for grades 1-12, including students placed out-of-district.*

# Free & Reduced Eligibility

---

<b>FREE AND REDUCED MEAL % ELIGIBLE STUDENTS</b>					
	Elementary	Middle	High	District Average (Gr. K-12)	State Average (Gr. K-12)
2006-2007	25.12%	25.43%	21.07%	23.69%	18.88%
2007-2008	30.34%	28.88%	23.55%	27.40%	19.45%
2008-2009	27.05%	32.28%	21.17%	26.83%	20.87%
2009-2010	33.41%	32.01%	24.24%	29.85%	23.95%
2010-2011	30.30%	31.79%	25.45%	29.19%	25.65%
2011-2012	24.55%	35.03%	23.92%	27.69%	26.71%
2012-2013	27.94%	32.72%	26.97%	29.07%	27.33%
2013-2014	32.28%	32.66%	28.13%	31.07%	28.27%
2014-2015	30.81%	27.10%	26.56%	28.38%	29.22%
2015-2016	33.63%	25.30%	28.80%	29.72%	28.59%
2016-2017	31.65%	28.18%	25.00%	28.52%	27.52%
2017-2018	27.69%	26.18%	21.45%	25.39%	26.63%
2018-2019	30.36%	32.63%	19.02%	27.70%	27.38%
2019-2020	26.57%	24.93%	17.25%	23.47%	24.93%
2020-2021	20.00%	16.59%	8.83%	15.54%	21.23%
2021-2022	14.36%	14.06%	8.06%	12.41%	20.98%
2022-2023	20.33%	19.47%	11.56%	17.16%	23.75%

# Student Data

---

STUDENT DROPOUT RATE		
	District	NH State Average
2006-2007	6.8%	3.2%
2007-2008	5.0%	2.5%
2008-2009	4.2%	1.7%
2009-2010	1.29%	.97%
2010-2011	2.24%	1.19%
2011-2012	2.61%	1.26%
2012-2013	1.35%	1.29%
2013-2014	1.98%	1.05%
2014-2015	2.67%	1.04%
2015-2016	1.57%	1.12%
2016-2017	2.13%	1.12%
2017-2018	2.65%	1.05%
2018-2019	1.08%	1.02%
2019-2020	0.58%	0.94%
2020-2021	1.13%	1.34%
2021-2022	2.51%	1.48%

SCHOOL EXPULSIONS			
	Elementary	Middle	High
2006-2007	0	0	3
2007-2008	0	0	0
2008-2009	0	0	0
2009-2010	0	0	0
2010-2011	0	0	1
2011-2012	0	0	1
2012-2013	0	0	0
2013-2014	0	0	0
2014-2015	0	0	0
2015-2016	0	0	0
2016-2017	0	0	0
2017-2018	0	0	0
2018-2019	0	0	0
2019-2020	0	0	0
2020-2021	0	0	0
2021-2022	0	0	0
2022-2023	0	0	0

# Student Discipline Data

TOP FIVE DISCIPLINE VIOLATIONS				
	2021-2022		2022-2023	
	RAYMOND HIGH SCHOOL	Skip Class	555	Defiance
Defiance		505	Skip Class	250
Tardy		71	Disrespect	135
Technology Violation		70	Technology Violation	65
Physical Aggression		53	Out of Bounds	25
Total Number of All Referrals		1943	Total Number of All Referrals	1566
IBER HOLMES GOVE MIDDLE SCHOOL		2021-2022		2022-2023
	Technology Violation	212	Defiance	369
	Physical Aggression	220	Disruption	343
	Disrespect	296	Technology Violation	220
	Disruption	339	Physical Aggression	205
	Defiance	344	Inappropriate Language	164
	Total Number of All Referrals	1838	Total Number of All Referrals	1717
LAMPREY RIVER ELEMENTARY SCHOOL	2021-2022		2022-2023	
	Physical Aggression	153	Physical Aggression	222
	Disrespect	47	Disrespect	43
	Inappropriate Language	29	Other Behavior	40
	Other Behavior	24	Inappropriate Language	36
	Disruption	14	Disruption	23
	Total Number of All Referrals	294	Total Number of All Referrals	399

IN-SCHOOL SUSPENSIONS																
	2007-2008	2008-2009	2009-2010	2010-2011	2011-2012	2012-2013	2013-2014	2014-2015	2015-2016	2016-2017	2017-2018	2018-2019	2019-2020	2020-2021	2021-2022	2022-2023
Elem.	0	0	0	0	0	0	0	0	9	15	13	46	24	10	1	21
Middle	162	108	80	109	160	95	167	88	101	99	97	81	60	14	83	121
High	519	305	151	284	360	313	235	228	256	241	284	355	139	71	282	445

OUT-OF-SCHOOL SUSPENSIONS																
	2007-2008	2008-2009	2009-2010	2010-2011	2011-2012	2012-2013	2013-2014	2014-2015	2015-2016	2016-2017	2017-2018	2018-2019	2019-2020	2020-2021	2021-2022	2022-2023
Elem.	19	7	5	23	67	53	17	25	29	38	29	72	26	1	0	28
Middle	63	45	44	90	92	50	30	36	22	58	54	58	49	23	35	69
High	263	140	104	105	128	101	80	155	177	88	35	46	41	66	63	49

# SAT Data

SAT Raymond High School MEAN SCORES															
	2010-2011			2011-2012			2012-2013			2013-2014			2014-2015		
	60 Tests Taken In Raymond			48 Tests Taken In Raymond			42 Tests Taken In Raymond			59 Tests Taken In Raymond			54 Tests Taken In Raymond		
	Critical Reading	Math	Writing	Critical Reading	Math	Writing	Critical Reading	Math	Writing	Critical Reading	Math	Writing	Critical Reading	Math	Writing
State Average	523	525	511	496	514	488	496	514	488	497	513	487	513	521	503
Raymond	540	535	520	517	506	516	522	522	492	533	543	506	504	513	503
Raymond Low	350	280	300	330	310	350	350	270	330	380	350	340	350	340	310
Raymond High	760	740	770	730	780	710	720	740	400	760	770	720	720	740	740

Beginning with the 2015-16 school year, New Hampshire replaced 11th grade Smarter Balanced Assessment Testing with the SAT. There have been content and design changes to the SAT which affect the way performance is assessed and how results are reported. The former Critical Reading portion of the SAT is now the Evidence-Based Reading and Writing section. This includes the essay portion, which is now optional. The essay is graded with a different scale than the rest of the SAT.

SAT Raymond High School 2015-2016					
95 Students Assessed					
	Reading and Writing	Math	Optional Essay		
			Reading	Analysis	Writing
State Average	519	507	5	3	5
Raymond Average	518	499	5	3	5
Raymond Low	310	310	2	2	2
Raymond High	740	680	8	7	7

SAT Raymond High School 2016-2017					
84 Students Assessed					
	Reading and Writing	Math	Optional Essay		
			Reading	Analysis	Writing
State Average	522	514	5	4	4
Raymond Average	483	472	5	3	5
Raymond Low	200	220	0	0	0
Raymond High	720	730	7	7	6

# SAT Data

For 2017-2018 reporting, data points have been changed based on information available. Reporting has been changed to % Proficient Above/Below rather than averages. There was no information available regarding the optional essay.

SAT Raymond High School 2017-2018							
67 Students Assessed							
	State % Proficient and Above	Raymond % Proficient and Above	State % Below Proficient	Raymond % Below Proficient	Raymond Mean	Raymond Low	Raymond High
Reading and Writing	66	64.2	34.1	35.8	526	350	760
Math	51.4	37.3	58.5	62.7	515	280	760

For 2018-2019 reporting, data points now reflect whether student scores were “At or above grade level,” or “Below grade level.”

SAT Raymond High School 2018-2019							
66 Students Assessed							
	State % At or Above Grade Level	Raymond % At or Above Grade Level	State % Below Grade Level	Raymond % Below Grade Level	Raymond Mean	Raymond Low	Raymond High
Reading and Writing	64	58	36	42	489	330	690
Math	43	33	57	67	494	300	710
Optional Essay							
	Reading		Analysis		Writing		
State Average	4		3		5		
Raymond Average	4		3		5		
Raymond Low	0		0		0		
Raymond High	7		6		7		

# SAT Data

SAT Raymond High School Seniors Fall 2020 Test Day							
54 Students Assessed							
	State % At or Above Grade Level	Raymond % At or Above Grade Level	State % Below Grade Level	Raymond % Below Grade Level	Raymond Mean	Raymond Low	Raymond High
Reading and Writing	68	69	32	31	509	370	660
Math	43	30	57	70	487	310	670

SAT Raymond High School Juniors March 2021 Test Day							
69 Students Assessed							
	State % At or Above Grade Level	Raymond % At or Above Grade Level	State % Below Grade Level	Raymond % Below Grade Level	Raymond Mean	Raymond Low	Raymond High
Reading and Writing	64	46	36	54	476	350	670
Math	43	22	57	78	472	340	630

SAT Raymond High School Juniors March 2022 Test Day							
58 Students Assessed							
	State % At or Above Grade Level	Raymond % At or Above Grade Level	State % Below Grade Level	Raymond % Below Grade Level	Raymond Mean	Raymond Low	Raymond High
Reading and Writing	62	47	38	53	465	330	670
Math	37	12	63	88	438	310	720

SAT Raymond High School Juniors March 2023 Test Day							
58 Students Assessed							
	State % At or Above Grade Level	Raymond % At or Above Grade Level	State % Below Grade Level	Raymond % Below Grade Level	Raymond Mean	Raymond Low	Raymond High
Reading and Writing	60	52	41	49	496	330	700
Math	35	17	65	83	459	340	740



## OUR 2023 GRADUATES - WHERE ARE THEY GOING?

College of Charleston  
 Cornell University  
 Dartmouth College  
 Emerson College  
 Great Bay Community College  
 Husson University  
 Keene State University  
 Manchester Community College  
 NH Technical Institute  
 Plymouth State University  
 Roger Williams University

Sacred Heart University  
 Southern NH University  
 St. Anselm College  
 St. Michael's College  
 Suffolk University  
 U.S. Army  
 Union University  
 Unity College  
 University of Delaware  
 University of Hartford  
 University of Maine

## POST GRADUATE STUDENT PLACEMENT

	4-Year Programs	Less than 4-Year Programs	Returning for post-graduate study	Employed	Armed Forces	Unemployed	Unaccounted For
2022-23	35.1%	16.2%	2.7%	43.24%	1.4%	0.0%	1.4%
2021-22	38.6%	22.7%	0.0%	35.2%	0.0%	0.0%	3.4%
2020-21	36.6%	18.3%	0.0%	39.4%	0.0%	2.8%	2.8%
2019-20	29.1%	12.7%	0.0%	54.4%	3.8%	0.0%	0.0%
2018-19	36.1%	23.7%	3.0%	34.0%	2.0%	0.0%	1.0%
2017-18	34.1%	20.5%	0.0%	42.1%	0.0%	3.4%	0.0%
2016-17	33.0%	28.4%	0.0%	32.1%	4.6%	0.9%	0.9%
2015-16	29.0%	15.1%	0.0%	48.4%	7.5%	0.0%	0.0%
2014-15	36.6%	26.9%	0.0%	34.4%	1.1%	1.1%	0.0%
2013-14	33.3%	22.2%	0.0%	34.4%	2.2%	6.7%	1.1%
2012-13	36.1%	26.7%	0.0%	34.9%	1.2%	1.2%	0.0%
2011-12	38.6%	25.3%	0.0%	34.9%	1.2%	0.0%	0.0%
2010-11	40.9%	22.7%	0.0%	30.0%	0.9%	5.5%	0.0%
2009-10	33.3%	21.6%	0.0%	40.5%	2.7%	0.9%	0.9%
2008-09	34.0%	23.4%	0.0%	34.0%	4.3%	0.0%	4.3%
2007-08	34.2%	31.6%	0.0%	29.8%	4.4%	0.0%	0.0%
2006-07	65.3%	27.6%	1.0%	5.1%	0.0%	0.0%	1.0%