

Raymond School District

2018-2019 Annual Report Card



School Board

Joseph Saulnier, Chair
Janice Arsenault, Vice Chair
Beth Paris, Secretary
Michelle Couture
Melissa Sytek
Jaeda Bastien, Student Representative

Administration

Dr. Tina McCoy, Superintendent of Schools
Marjorie Whitmore, Business Administrator
Michael Whaland, Curriculum Coordinator
Scott Riddell, Student Services Director
Steven Woodward, Raymond High School Principal
Fiona Coomey, Raymond High School Assistant Principal
Robert Bickford, Iber Holmes Gove Middle School Principal
Mike Chouinard, Iber Holmes Gove Middle School Assistant Principal
Rebecca Hadik, Iber Holmes Gove Middle School Special Education Coordinator
Laura Yacek, Lamprey River Elementary School Principal
Dorothy Franchini, Lamprey River Elementary School Assistant Principal
Stacey Wooster, Lamprey River Elementary School Special Education Coordinator
Patrick Arsenault, Youth Program Director
Kevin Federico, Technology Director
Judith DiNatale, Food Service Director
Todd Ledoux, Safety and Facilities Director

An Equal Opportunity Employer. The District shall not discriminate in its education programs, activities, or employment practices on the basis of race, color, national origin, age, sex, sexual orientation, religion, or handicap under the provisions of Title VI of the Civil Rights Act of 1964, the Age Discrimination Act of 1967, Title IX of the Education Amendment of 1972, and Section 504 of the Rehabilitation Act of 1973. Any person having inquiries concerning the District's compliance with the regulations implementing these laws may contact the Superintendent of Schools.

Superintendent's Message

This Raymond School District Annual Report Card is intended to provide all stakeholders with an overview of the accomplishments, changes and challenges that occurred during the 2018-19 school year. It highlights the achievements of our students, the notable events that took place, and efforts of employees to improve the quality of educational experiences provided to all students in our community. With the support of parents, administrators, and the School Board, our teachers continued the transition toward competency based grading at all levels. The entire District is striving to improve rigor, relevance and engagement for all students, using competency based education as a common lens to focus and organize collective efforts. Our goal for every student is to ensure that he or she leaves our school system with the skills, knowledge and dispositions needed to excel in life.

This document also includes data key to understanding our District. Please take a few moments to peruse it and become more familiar with our school system and how it has performed over time. Under the governance of the Raymond School Board, the District continues to take significant steps to move forward while being very mindful of the needs and concerns of taxpayers. I am very grateful for the continued opportunity to serve as the educational leader of the Raymond School District, and look forward to new and exciting challenges ahead.

Sincerely,

Tina H. McCoy, Ed.D.
Superintendent of Schools
School Administrative Unit #33
Raymond, New Hampshire



The Year in Review

August

- August 23 - District staff began the new year with guest speaker Dr. Jason Holder's "The Power of Connection."
- August 27 - First day of school for students.
- LRES and IHGMS transitioned to trimester grade reporting for all classes.
- At LRES, plans were put into place which allowed all 4th grade classrooms to relocate to the main core of the building. Renovations were also completed over the summer to some restrooms, making them ADA compliant.
- Responsive Classroom training was offered—10 educators were enrolled.
- LRES teachers began the creation of science kits for each grade level K-5.
- *Depth of Knowledge* training was offered, focusing around rigor, student engagement, and incorporating learning targets into lesson planning.
- Great turnout for the LRES Welcome Back Ice Cream Social. Our school bus companies provided buses for students to go on, helping those students who may have been nervous about riding the bus for the first time.
- The School Board held a Capital Improvements Work Session at which they finalized their capital reserve fund warrant article for the March 2019 ballot.



September

- IHGMS Art students showed and won ribbons at Deerfield Fair.
- Laura Yacek named Principal of Lamprey River Elementary School.
- Title I reading and math interventions began at IHGMS and LRES.
- 130 RHS students participated in fall athletics.
- RHS Seacoast School of Technology students talked with the School Board about their experiences in the program.

October

- RHS freshmen attended a field trip at Camp Lincoln focused on teamwork and cooperation.
- Recycled Percussion visited LRES, bringing their message from the show *Chaos and Kindness*.
- U.S. Navy Seals visited RHS students, faculty, and staff with an inspirational presentation.
- Red Ribbon Week was celebrated district-wide.
- LRES PTO Halloween Party.
- Staff members from IHGMS took part in a Quality Performance Assessment workshop sponsored by The New Hampshire Learning Initiative.
- Food Service Memory Wall: Staff and students were invited to write notes about something that they love about school lunch.
- RHS report cards issued on November 6 marked the first time students have been assessed on work-study practices.
- At IHGMS both soccer teams finished their regular season play in the Tri County League.
- At RHS the cross country team competed in the Division III State Tournament, the girls & boys soccer teams advanced into the Division III State Tournament, and for the first time the football team qualified for post season play in the Division IV State Tournament.
- 14 LRES teachers participated in an on-site UNH writing course.
- LRES NED Show.
- A.L.I.C.E. Information Nights offered at all schools.
- Chorus and Band sessions offered before school at LRES.
- First trimester of full implementation of the Lucy Caulkins Writing Program at LRES. The feedback from teachers was positive and they saw great improvement in student writing.
- The fire department joined LRES for a week during health class to review fire safety and fire prevention with all classes.
- IHGMS teacher Krystal Kebler was named Breath NH's Volunteer of the Year! Ms. Kebler is thanked for volunteering to work with Breath NH this past year to pilot the CATCH My BreathYouth E-Cigarette Prevention Program and assist them as they developed their Vaping Unveiled education program.



November

- November 15 - RHS held their *I am College Bound* event. 47 students applied to 155 schools during this event, using fee application fee waivers for a total savings of \$6,000.
- District administrators presented the proposed 2019-2020 budget to the Budget Committee.
- RHS Drama students talked with the Board about their presentation of *Harvey*.
- IHGMS 7th grade students presented their study of the 7th Grade River Exploration.
- The secure entryway project at IHGMS was completed.
- LRES students and staff presented at the Christa McAuliffe Technology Conference.
- 5th grade went to Monarch's Education Day.
- RHS Fall Sports Awards
- Dorothy Franchini was named the LRES Assistant Principal.
- Our second Substitute Job Fair was held, open to all in the community.
- Family Night was held at the LRES Library.
- The RHS Student Council attended the Student Council Leadership Conference at Waterville Valley

December

- Winter music concerts were held at each school.
- RHS Winter Carnival Week! Themed dress-up days, lunch/after school game competitions, class banner decorating, hall decorating and a fun assembly.
- Author Kevin Frank visited LRES.
- RHS Band participated in *Wreaths Across America* at Raymond Town Commons.
- LRES Chorus performed on the Commons.
- RHS Student Council held their annual overnight Winter Carnival Planning Lock-In.
- RHS students talked with the Board about the *I am College Bound* event. Later in the month, more RHS students met with the Board, this time to discuss their experiences in Student Council.
- RHS 2019-2020 Program of Studies was approved.
- 5th grade visited Boston Museum of Science.
- Holiday Spirit Week at LRES.
- RHS's Interact Club and Raymond Singers hosted the annual Raymond Rotary Club breakfast.



January

- 7 RHS students were invited to participate in the Granite State Music Festival.
- 8th Grade Open House was held at RHS on January 30. Incoming students and their parents had the opportunity to meet with administrators, teachers, and other students.
- RHS students performed at the 2019 Granite State Invitational Music Festival
- LRES staff and families joined together for a "Bowling for Books" event every third Wednesday of the month.
- RHS held its annual 'Bring 'Em Back' workshops. Several former RHS students returned and met with current students to share their experience in college, or if they went into the work force, their experience in their jobs.
- A procedure to accept donations toward student meal accounts was finalized by the Board.
- LRES students talked with the Board about the Robotics Club.
- IHGMS *Pennies for Patients* fundraiser.
- RHS students attended the Unified Snowball Dance.
- "Coffee Hours" were held with administration, open to all, to review upcoming warrant articles.



February

- 109 students and faculty from RHS took part in the Penguin Plunge. They raised more money than any other high school in New Hampshire for the Annual Special Olympics Penguin Plunge: \$25,346!
- Raymond School District's Deliberative Session was held on February 2nd.
- RHS students spoke with the School Board about the Unified Basketball Team and about the Penguin Plunge.
- IHGMS Spirit Week!
- LRES celebrated the 100th Day of School.
- RHS seniors took their senior class trip to Florida.
- Author Doug Wilhelm visited 7th grade.
- RHS Scholar Athletes were recognized at the NHIAA Scholar Athletes Awards Ceremony.
- Family Night held at the LRES Library.



March

- State Testing: 284 RHS students took either the PSAT 8/9, PSAT 10, or SAT.
- Voting Day: Joseph Saulnier and Janice Arsenault were re-elected to the School Board. The new RESS Collective Bargaining Agreement was approved by voters.
- *Rafflemania!* was held at IHGMS with a great turnout.
- RHS Talent Show was held.
- New afternoon parent pick-up process started at LRES.
- 1st grade took a field trip to the McAuliffe-Shepard Discovery Center .
- Monster Choral Concert held at RHS.
- Meteorologist Kevin Skarupa visited kindergarten classes.
- Students talked with the School Board about the RHS JAG program.

April

- 4th grade State House field trip.
- LRES held Kindergarten Information Night.
- The 2nd grade held their Fourth Annual Grandparents Pancake Breakfast. This breakfast was a culminating activity celebrating our maple sugaring project.
- RHS Spirit Week!
- Pre-bid meetings were held for summer capital improvement projects.
- New England Association of Schools and Colleges completed their on-site accreditation visit at RHS.
- The School Board signed a new 20-year agreement with Seacoast School of Technology to continue our partnership in providing career education.
- 5th grade spent a week at *Nature's Classroom*.
- IHGMS student works displayed at the Yam Festival, one of which won the NH Commissioner of Natural and Cultural Resources' Award.
- National Junior Honor Society members helped out with a 5k run to raise money for the Mariana's Miles scholarship.
- IHGMS band and chorus students performed for the School Board.



May

- RHS Junior Prom held at Candia Woods. Over 140 attended.
- Screening held at LRES for incoming kindergarten students.
- RHS Band performed in the Memorial Day Parade.
- Author Marty Kelley visited LRES.
- RHS Drama presented *The Twilight Zone*.
- LRES held *Hat Day* to collect donations toward St. Jude Children's Hospital.
- Over 200 students participated in Raymond Clean-Up Day.
- SAS State testing in English/Language Arts, Math, and Science.
- Education Funding 101 Forum held, open to the community.
- RHS students took a trip to the John F. Kennedy Presidential Library and Museum in Boston. Students heard a presentation that included the Cold War, the Space Race, and the Cuban Missile Crisis and also visited several interesting exhibits.
- 8th grade students spoke with the Board about their trip to Washington D.C., and RHS seniors spoke with the Board about their trip to Florida.
- Memorial Day Celebration at LRES.
- RHS students visited Canobie Lake Park for *Physics Day*.
- Community members were invited to join the LRES Building Committee.
- A tabletop drill was held with personnel from all areas of the district in conjunction with Raymond Fire and Police. The drill was led by the NH Department of Homeland Security and Emergency Management.
- RHS students visited elementary school students to read their stories.
- RHS Varsity Baseball Team - 11-5 record & advancement into the Division III State Tournament!
- RHS Student Wellness Fair: "Fine/Fettle/Fate Fair"
- 8th grade class traveled to Washington D.C.
- RHS juniors collected shoes for *GotSneakers*, an organization which distributed the shoes to those in need or uses the materials to make new shoes.
- RHS underclassmen were recognized and celebrated at the RHS Celebration of Excellence.
- The RHS Interact Club donated \$175 to Raymond Area Rotary. Donations will be used to help fund polio eradication efforts internationally.



June

- Senior Night - An assembly was held to celebrate and reminisce with the Class of 2019. Over 130 awards and recognitions were given to seniors.
- The RHS Spring Sports Banquet was held on June 3.
- *Green to Green Senior Class March* - Seniors dressed in their caps and gowns and walked the halls of the elementary and middle schools.
- LRES Book Fair and Art Show
- LRES Step-Up Day for all grades was held on June 17.
- The Strategic Planning Committee met to review and update our five-year strategic plan.
- 8th Grade Class Day held at IHGMS.
- 7th grade took a field trip to Boston Aquarium.
- 5th grade walked the Freedom Trail in Boston.
- June 14 - Class of 2019 Graduation - Congratulations!



Some 2018-2019 Sports Highlights:



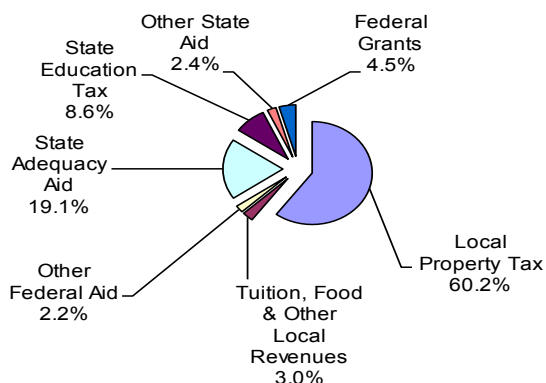
55 students were honored this year as RHS three-sport athletes. 3 members of the Class of 2019 were honored as NHIAA three-sport, four-year athletes. And 11 members of the Class of 2019 were honored as NHIAA/NHADA Scholar Athletes.

11 of our varsity teams competed in the NHIAA for their sport.

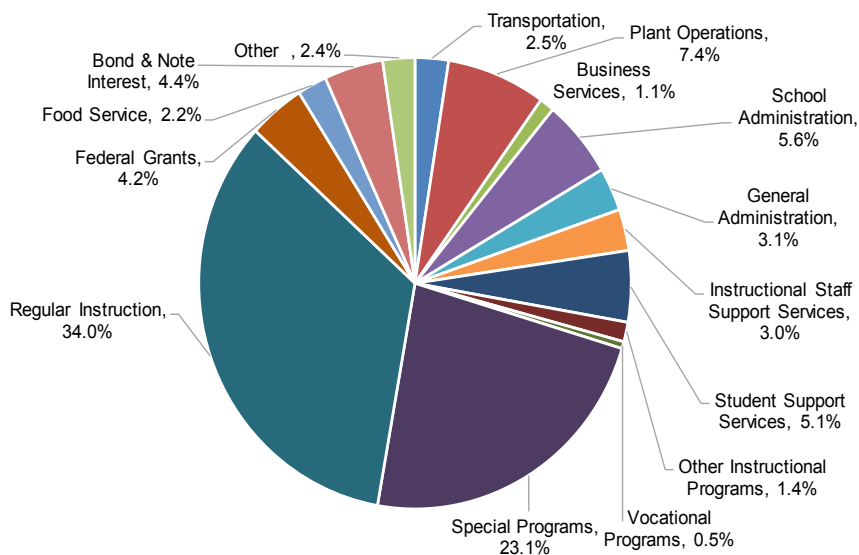
Our Varsity Football competed in the NHIAA State Tournament for the first time.

Financial Data

SOURCES OF REVENUE



DISTRIBUTION OF EXPENSES

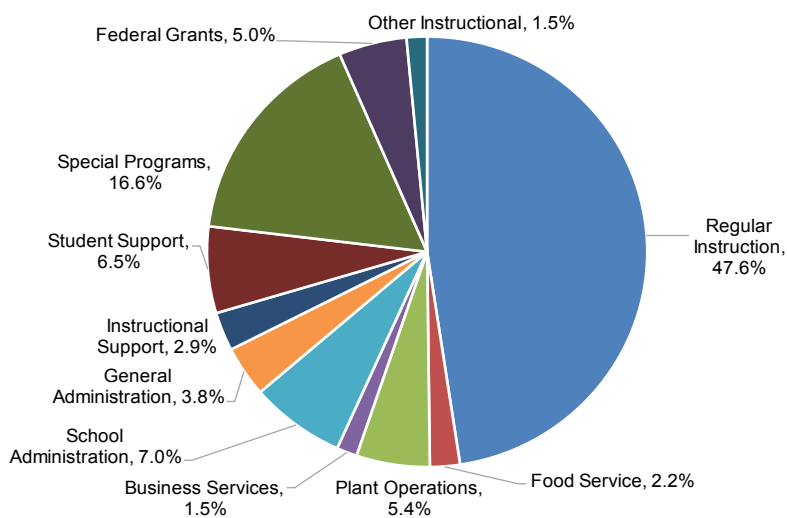


COMPARISON OF GENERAL FUND REVENUES AND EXPENDITURES

	Revenues*	Expenditures
2009-2010 Actuals	\$20,174,424	\$20,061,052
2010-2011 Actuals	\$20,021,913	\$20,259,863
2011-2012 Actuals	\$20,090,933	\$20,392,174
2012-2013 Actuals	\$20,228,934	\$20,495,742
2013-2014 Actuals	\$20,725,672	\$20,444,887
2014-2015 Actuals	\$21,222,088	\$21,269,145
2015-2016 Actuals	\$21,859,201	\$21,595,829
2016-2017 Actuals	\$21,930,802	\$21,593,655
2017-2018 Actuals	\$23,522,507	\$22,713,728
2018-2019 Actuals	\$23,636,677	\$23,495,575

*Revenues do not include prior year surplus amounts

DISTRIBUTION OF EMPLOYEE SALARIES



2018-2019 Total Salaries \$11,327,829

Student/Staff Data

DISTRICT PUBLIC SCHOOL ENROLLMENT				
	Elementary (PreK-4)	Middle	High	Total
2006-2007	607	422	541	1570
2007-2008	587	419	518	1524
2008-2009	602	443	445	1490
2009-2010	604	453	462	1519
2010-2011	570	453	444	1467
2011-2012	554	451	419	1424
2012-2013	569	434	445	1448
2013-2014	570	398	448	1416
2014-2015	555	417	448	1420
2015-2016	568	411	441	1420
2016-2017	515	401	420	1336
2017-2018	502	401	373	1276
2018-2019	494	380	368	1242

AVERAGE DAILY STUDENT ATTENDANCE			
	Elementary (1-4)	Middle	High
2006-2007	94.9%	94.9%	91.3%
2007-2008	95.0%	94.8%	90.4%
2008-2009	93.3%	92.9%	90.4%
2009-2010	95.0%	94.6%	93.1%
2010-2011	94.6%	95.1%	92.0%
2011-2012	95.2%	95.0%	93.0%
2012-2013	92.4%	94.6%	92.2%
2013-2014	95.4%	95.1%	93.5%
2014-2015	95.2%	95.0%	93.1%
2015-2016	95.1%	95.2%	91.9%
2016-2017	95.3%	94.6%	91.6%
2017-2018	95.1%	95.2%	92.3%
2018-2019	N/A	N/A	N/A

PERCENTAGE OF SPECIAL EDUCATION STUDENTS												
	2007- 2008	2008- 2009	2009- 2010	2010- 2011	2011- 2012	2012- 2013	2013- 2014	2014- 2015	2015- 2016	2016- 2017	2017- 2018	2019- 2019
Raymond	19%	19%	17.5%	18.4%	21.02%	18.66%	21.03%	21.66%	21.88%	23.85%	19.67%	22%
State Average	14.6%	15.2%	9.72%	9.64%	9.45%	10.68%	14.89%	N/A	N/A	N/A	16.36%*	18%

**State Average calculated by Raymond School District using special education population as per census completed in October 2017 and regular education population as per the state profile.*

FREE AND REDUCED LUNCH % ELIGIBLE STUDENTS													
	2006- 2007	2007- 2008	2008- 2009	2009- 2010	2010- 2011	2011- 2012	2012- 2013	2013- 2014	2014- 2015	2015- 2016	2016- 2017	2017- 2018	2018- 2019
Elementary	25.12%	30.34%	27.05%	33.41%	30.30%	28.33%	30.54%	34.93%	33.74%	36.05%	32.38%	29.82%	32.63%
Middle	25.43%	28.88%	32.28%	32.01%	31.79%	35.03%	32.72%	32.66%	27.10%	25.30%	28.18%	26.18%	33.33.%
High	21.07%	23.55%	21.17%	24.24%	25.45%	23.92%	26.97%	28.13%	26.56%	28.80%	25.00%	21.45%	19.02%
District Average (Gr. 1-12)	23.69%	27.40%	26.83%	29.85%	29.19%	29.25%	30.05%	31.80%	29.03%	30.11%	28.42%	25.85%	28.28%
State Av- erage (Gr. 1-12)	18.88%	19.45%	20.87%	23.95%	25.65%	26.76%	27.26%	28.27%	28.93%	28.06%	27.3%	26.43%	27.16%

Student/Staff Data

STUDENT DROPOUT RATE		
	District	NH State Average
2006-2007	6.8%	3.2%
2007-2008	5.0%	2.5%
2008-2009	4.2%	1.7%
2009-2010	1.29%	.97%
2010-2011	2.24%	1.19%
2011-2012	2.61%	1.26%
2012-2013	1.35%	1.29%
2013-2014	1.98%	1.05%
2014-2015	2.67%	1.04%
2015-2016	1.57%	1.12%
2016-2017	2.13%	1.12%
2017-2018	2.65%	1.05%

SCHOOL EXPULSIONS			
	Elementary	Middle	High
2006-2007	0	0	3
2007-2008	0	0	0
2008-2009	0	0	0
2009-2010	0	0	0
2010-2011	0	0	1
2011-2012	0	0	1
2012-2013	0	0	0
2013-2014	0	0	0
2014-2015	0	0	0
2015-2016	0	0	0
2016-2017	0	0	0
2017-2018	0	0	0
2018-2019	0	0	0

2018-2019 TEACHER EDUCATIONAL ATTAINMENT			
	# of Teachers	% Bachelor Degree	% Master Degree +
Raymond	103.5	42.5%	57.5%
State Total	13,409.4	38.1%	61.5%

Student/Staff Data

TOP FIVE DISCIPLINE VIOLATIONS				
RAYMOND HIGH SCHOOL	2017-2018		2018-2019	
	Truancy	251	Tardy	405
	Insubordination	223	Truancy	321
	Tardy	206	Defiance/Insubordination	203
	Skip Class	169	Skip Class	105
	Abusive Language	62	Inappropriate Language	68
	Total Number of All Referrals	952	Total Number of All Referrals	1251
IBER HOLMES GOVE MIDDLE SCHOOL	2017-2018		2018-2019	
	Defiance	564	Defiance	246
	Tardy	181	Disrespect	216
	Disruption	135	Disruption	262
	Internet Violation	124	Technology Violation	106
	Violent without Injury	98	Violent without Injury	123
	Total Number of All Referrals	1250	Total Number of All Referrals	1294
LAMPREY RIVER ELEMENTARY SCHOOL	2017-2018		2018-2019	
	Inappropriate Contact	169	Defiance	335
	Defiance	42	Violent w/o Injury	163
	Violent w/o Injury	29	Disruption	126
	Inappropriate Language	18	Inappropriate Language	112
	Misuse of School Property	9	Inappropriate Contact	40
	Total Number of All Referrals	315	Total Number of All Referrals	776

IN-SCHOOL SUSPENSIONS												
	2007-2008	2008-2009	2009-2010	2010-2011	2011-2012	2012-2013	2013-2014	2014-2015	2015-2016	2016-2017	2017-2018	2018-2019
Elem.	0	0	0	0	0	0	0	0	9	15	13	46
Middle	162	108	80	109	160	95	167	88	101	99	97	81
High	519	305	151	284	360	313	235	228	256	241	284	355

OUT-OF-SCHOOL SUSPENSIONS												
	2007-2008	2008-2009	2009-2010	2010-2011	2011-2012	2012-2013	2013-2014	2014-2015	2015-2016	2016-2017	2017-2018	2018-2019
Elem.	19	7	5	23	67	53	17	25	29	38	29	72
Middle	63	45	44	90	92	50	30	36	22	58	54	58
High	263	140	104	105	128	101	80	155	177	88	35	46

Student/Staff Data

SAT Raymond High School MEAN SCORES															
	2010-2011			2011-2012			2012-2013			2013-2014			2014-2015		
	60 Tests Taken In Raymond			48 Tests Taken In Raymond			42 Tests Taken In Raymond			59 Tests Taken In Raymond			54 Tests Taken In Raymond		
	Critical Read- ing	Math	Writing	Critical Read- ing	Math	Writing	Critical Read- ing	Math	Writing	Critical Reading	Math	Writing	Critical Reading	Math	Writing
State Average	523	525	511	496	514	488	496	514	488	497	513	487	513	521	503
Raymond	540	535	520	517	506	516	522	522	492	533	543	506	504	513	503
Raymond Low	350	280	300	330	310	350	350	270	330	380	350	340	350	340	310
Raymond High	760	740	770	730	780	710	720	740	400	760	770	720	720	740	740

Beginning with the 2015-16 school year, New Hampshire replaced 11th grade Smarter Balanced Assessment Testing with the SAT. There have been content and design changes to the SAT which affect the way performance is assessed and how results are reported. The former Critical Reading portion of the SAT is now the Evidence-Based Reading and Writing section. This includes the essay portion, which is now optional. The essay is graded with a different scale than the rest of the SAT.

SAT Raymond High School 2015-2016					
95 Students Assessed					
	Reading and Writing	Math	Optional Essay		
			Reading	Analysis	Writing
State Average	519	507	5	3	5
Raymond Average	518	499	5	3	5
Raymond Low	310	310	2	2	2
Raymond High	740	680	8	7	7

SAT Raymond High School 2016-2017					
84 Students Assessed					
	Reading and Writing	Math	Optional Essay		
			Reading	Analysis	Writing
State Average	522	514	5	4	4
Raymond Average	483	472	5	3	5
Raymond Low	200	220	0	0	0
Raymond High	720	730	7	7	6

Student/Staff Data

For 2017-2018 reporting, data points have been changed based on information available. Reporting has been changed to % Proficient Above/Below rather than averages. There was no information available regarding the optional essay.

SAT Raymond High School 2017-2018							
67 Students Assessed							
	State % Proficient and Above	Raymond % Proficient and Above	State % Below Proficient	Raymond % Below Proficient	Raymond Mean	Raymond Low	Raymond High
Reading and Writing	66	64.2	34.1	35.8	526	350	760
Math	51.4	37.3	58.5	62.7	515	280	760

For 2018-2019 reporting, data points now reflect whether student scores were “At or above grade level,” or “Below grade level.”

SAT Raymond High School 2018-2019							
66 Students Assessed							
	State % At or Above Grade Level	Raymond % At or Above Grade Level	State % Below Grade Level	Raymond % Below Grade Level	Raymond Mean	Raymond Low	Raymond High
Reading and Writing	64	58	36	42	489	330	690
Math	43	33	57	67	494	300	710
Optional Essay							
	Reading		Analysis		Writing		
State Average	4		3		5		
Raymond Average	4		3		5		
Raymond Low	0		0		0		
Raymond High	7		6		7		



OUR 2019 GRADUATES - WHERE ARE THEY GOING?

Bryant University	Clark University	Colby College
Dean College	Emerson College	Empire Beauty School
Florida Southern College	Grand Canyon University	Great Bay Community College
Hobart & William Smith Colleges	Johnson & Wales University	Keene State College
Manchester Community College	Nashua Community College	New England College
Massachusetts Maritime Academy	NH Technical Institute	Rivier University
Northern Essex Community College	Saint Anselm College	U.S. Navy
Southeast Lineman Training Center	Union College	Unity College
Southern New Hampshire University	University of Central Florida	University of Maine Orono
University of New Hampshire	Wheaton College	

POST GRADUATE STUDENT PLACEMENT

	4-Year Programs	Less than 4-Year Programs	Returning for post-graduate study	Employed	Armed Forces	Unemployed	Unaccounted For
2018-19*	35.7%	23.4%	3.0%	31.6%	2.0%	1.0%	1.0%
2017-18	34.1%	20.5%	0.0%	42.1%	0.0%	3.4%	0.0%
2016-17	33.0%	28.4%	0.0%	32.1%	4.6%	0.9%	0.9%
2015-16	29.0%	15.1%	0.0%	48.4%	7.5%	0.0%	0.0%
2014-15	36.6%	26.9%	0.0%	34.4%	1.1%	1.1%	0.0%
2013-14	33.3%	22.2%	0.0%	34.4%	2.2%	6.7%	1.1%
2012-13	36.1%	26.7%	0.0%	34.9%	1.2%	1.2%	0.0%
2011-12	38.6%	25.3%	0.0%	34.9%	1.2%	0.0%	0.0%
2010-11	40.9%	22.7%	0.0%	30.0%	0.9%	5.5%	0.0%
2009-10	33.3%	21.6%	0.0%	40.5%	2.7%	0.9%	0.9%
2008-09	34.0%	23.4%	0.0%	34.0%	4.3%	0.0%	4.3%
2007-08	34.2%	31.6%	0.0%	29.8%	4.4%	0.0%	0.0%
2006-07	65.3%	27.6%	1.0%	5.1%	0.0%	0.0%	1.0%

**Reported*