

Raymond School District

2017-2018 Annual Report Card



School Board

Joseph Saulnier, Chair
Janice Arseneault, Vice Chair
Beth Paris, Secretary
Michelle Couture
Moe Titcomb
Jeffrey Rivard, Student Representative

Administration

Dr. Tina McCoy, Superintendent of Schools
Marjorie Whitmore, Business Administrator
Scott Riddell, Student Services Director
Steven Woodward, Raymond High School Principal
Peter Weaver, Raymond High School Assistant Principal
Robert Bickford, Iber Holmes Gove Middle School Principal
Mike Chouinard, Iber Holmes Gove Middle School Assistant Principal
Bryan Belanger, Lamprey River Elementary School Principal
Laura Yacek, Lamprey River Elementary School Assistant Principal
Michael Whaland, Curriculum Coordinator
Kevin Federico, Technology Director
Judith DiNatale, Food Service Director
Todd Ledoux, Facilities Director

An Equal Opportunity Employer. The District shall not discriminate in its education programs, activities, or employment practices on the basis of race, color, national origin, age, sex, sexual orientation, religion, or handicap under the provisions of Title VI of the Civil Rights Act of 1964, the Age Discrimination Act of 1967, Title IX of the Education Amendment of 1972, and Section 504 of the Rehabilitation Act of 1973. Any person having inquiries concerning the District's compliance with the regulations implementing these laws may contact the Superintendent of Schools.

Superintendent's Message

I am proud to present the Raymond School District 2017-18 Annual Report Card. This document provides an overview of the many accomplishments of our students, the events and initiatives that occurred during the course of the school year, and the activities that employees undertook as they worked to continually strengthen the quality of education provided to children and youth in Raymond. With the support of parents and the community, the District made great strides toward the implementation of competency based education at all of our schools. We look forward to continuing on that path as we strive to enhance the learning experiences of all students, and prepare them to meet the future with the skills and knowledge they need to excel.

This document also includes data key to understanding our District. Please take a few moments to peruse it and become more familiar with the achievements and challenges of the District. Under the governance of the Raymond School Board, the District continues to encourage a collaborative culture that allows our school system to move forward while remaining sensitive to the needs of our taxpayers. I am grateful for the continued opportunity to serve as the educational leader of the Raymond School District, and look forward to the promise of the upcoming school year.

Sincerely,

Tina H. McCoy, Ed.D.
Superintendent of Schools
School Administrative Unit #33
Raymond, New Hampshire

The Year in Review

August

- August 23rd - District staff begin the new year with a guest speakers on "Leading with an Open Heart" and "Social Media in the Academic Arena."
- August 28th - First day of school for students.
- Raymond High School (RHS) held their annual Move-Up Assembly to acknowledge the beginning of a new grade level and to welcome freshmen to the school.
- RHS Jumpstart students visited UNH Durham for a tour and information session.

September

- Lamprey River Elementary School (LRES) *Girls on the Run* continued its ninth season.
- LRES PTO held their *Night Under the Stars* event.
- Kindergarten teachers and LRES Literacy Teams began piloting the Foundations Phonics intervention.
- Iber Holmes Gove Middle School (IHGMS) art students received a Blue Ribbon at the Deerfield Fair.
- Reach High Scholars students talked with the School Board about the program, which assists students in applying for and preparing for highly competitive colleges.
- LRES and IHGMS teamed up to offer a graduate course on Reading through UNH.
- RHS students attended Construction Career Days.

October

- The District began an online monthly community newsletter, *The Green Gazette*.
- LRES PTO held a clothing drive.
- RHS Homecoming! Seniors took first place in Spirit Points.
- The School Board met with the Board of Selectmen to discuss planning for capital improvement projects and other long-range goals.
- RHS students visited UNH Manchester, Great Bay Community College, and Keene State College for tours and information sessions.
- LRES held an anti-bullying presentation by BMX.
- The School Board met with department heads to hear their budget request for the following year.
- RHS Job Fair - 48 students filled out applications for employment with local businesses
- District Administrators presented the Capital Improvements Plan to the CIP Committee.
- Students in LEAP (Learning Enrichment After school Program) talked with the School Board about the program at LRES and IHGMS.
- October 11th - RHS sophomores and juniors took the PSAT's.
- October 17th - The District held our first Substitute Job Fair.
- IHGMS students visited UNH Durham to learn about the ocean through interactive exhibits.
- LRES students presented *Night Under the Stars* to the School Board.
- LRES students visited the Great Bay Discovery Center and Coppal House.
- The School Board/Selectmen Survey Committee began meeting to prepare the Community Survey in the spring.
- RHS Student Council members attended the NHASC Southern Region Meeting at Camp Lincoln.



November

- RHS National Honor Society inducted 17 new members.
- IHGMS students talked about their river exploration with the School Board.
- RHS Boys and Girls Soccer teams were featured on WMUR's Hometown Heroes
- RHS French III students begin visits to LRES to teach basic French to kindergarteners
- November 15th - RHS held their *I Am College Bound* event.
- Students in the Raymond Educational Alternative Placement program talked with the Board about their experiences.
- Author Eric Ode visited LRES.
- IHGMS 8th grade students visited the Independence Museum in Exeter to explore colonial American Life and New Hampshire's role in the American Revolution. 6th grade students climbed Mount Major as part of Responsive Classroom team-building.
- RHS Girls Varsity Soccer were State Champions!
- RHS Interact Club helped the Raymond Rotary create Thanksgiving baskets.
- District administrators presented the proposed 2018-19 operating budget to the Budget Committee.

December

- LRES students visited Mt. Kearsarge to learn how natural resources influence ways of living.
- RHS JAG student attended the National Student Leadership Academy training in Washington D.C.
- 63 students were inducted into the Reach High Scholars Program.
- Winter music concerts held at each school.
- RHS music students performed at Wreaths Across America on the Town Common.
- 105 RHS students participated in winter sports: basketball, indoor track, bowling, spirit, and gymnastics.
- LRES art students talked with the Board about their class activities.
- IHGMS 7th grade students attended Project Safeguard at Great Bay Community College.
- RHS Student Council held a "Lock-In" to plan Winter Carnival.

January

- RHS students attended the Unified Snowball, an event to bring identified and non-identified students together for a night of festivities.
- RHS freshmen and sophomores visited Seacoast School of Technology for a tour and information about their programs.
- IHGMS music students talked with (and performed for) the School Board.
- RHS music students attended the Granite State Invitational Music Festival.
- RHS Interact Club helped the Raymond Rotary put together holiday baskets.



February

- LRES Celebrated the 100th Day of School.
- LRES students visited Dover Children's Museum.
- LRES PTO Father/Daughter Dance.
- RHS students took the Penguin Plunge on February 4th.
- Raymond School District's Deliberative Session was held on February 10th.
- LRES Grade 3 students talked with the School Board about their class activities.
- RHS Student Council members attended the Annual Leadership Workshop at Exeter High School.
- IHGMS 7th grade students visited the Rinks at Exeter.
- RHS students attended the Robotics Championship at Southern NH University.

March

- LRES students visited Dover Children's Museum.
- Epping Grange provided dictionaries to third grade students.
- The District's Monster Instrumental Concert was held on March 12th and the Monster Choral Concert was held on March 22nd.
- RHS students traveled to UNH for HYPE (Hosting Young Philosophy Enthusiasts). RHS athletes traveled to Mt. Washington Resort for an overnight Student-Athlete Leadership Conference.
- RHS JAG students visited Walmart Distribution Center for a site tour.
- Voting Day: Moe Titcomb and Beth Paris were elected to the School Board, Ed French was elected the School District Moderator, and Linda Hoelzel and Timothy Auclair were re-elected as the School District Clerk and Treasurer, respectively.
- Members of the 7th and 8th grade band performed at the NH Large Group Music Festival.
- RHS math students traveled to Plymouth State University for the NH State High School Math Contest.
- IHGMS student received the silver medal for a writing piece submitted to The Scholastic Arts and Writing Awards.
- RHS juniors took the SAT's; freshmen and sophomores took the PSAT's.
- RHS Student Council Members held a "Lock-In" to plan and organize the upcoming Spirit Week.



April

- RHS held their annual College and Career Fair, featuring representatives from colleges, industry, and the military.
- LRES second grade students held a Pancake Breakfast as they learned about making maple syrup.
- RHS student musicians travels to Philadelphia and participated in learning clinics at the University of Delaware.
- RHS forms the first RHS Unified Track Team, funded by a grant from NHIAA.
- LRES held a kindergarten information night for parents.
- Kevin Skarupa visited LRES Kindergarten.
- RHS JAG students attended the Career Development Conference at Derryfield Country Club.
- Wildlife Encounters visited LRES.
- RHS French students talked with the Board about their experiences teaching basic French to kindergarten students.
- 105 RHS students participated in spring sports: baseball, track, softball, and unified track.
- RHS Senior Community Service Day, including Rye Beach clean-up.
- RHS Spirit Week! Hall decorating, basketball tournament, theme days, and more.
- Three RHS students were inducted into the National Technical Honor Society.
- LRES held student and parent TIGER anti-bullying presentations.
- IHGMS 5th grade students spent a week at Nature's Classroom.
- LRES first grade students talked with the Board about their lessons on the solar system.
- Speaker John Halligan conducted anti-bullying assemblies at IHGMS and RHS; an evening parent presentation also took place.
- The Raymond School District/Town Community Survey was mailed to all residents.

May

- RHS *Celebration of Excellence* - 261 awards were distributed to freshmen, sophomores, and juniors.
- LRES Secretary Deb Dellas received the NH Horace Mann Administrative Assistant of the Year award.
- LRES School Counselor Veronica Formon was recognized by the NH School Counselors Association for Excellence in Guidance.
- RHS student Anna Harmon named the Division III 800m State Champion.
- RHS students traveled to the Grappone Conference Center for the FinLit 300 State Championship Event.
- IHGMS 6th grade students visited Canobie Lake Park.
- RHS Drama performs "Wait Until Dark."
- LRES students visited the NH State House and Stockbridge Theatre.
- IHGMS 8th grade students traveled to Washington D.C. for a week-long trip.
- The School Board approved a trimester schedule at LRES and IHGMS beginning 2018-19.
- RHS Student Council hosted the Annual Red Cross Blood Drive.
- IHGMS students talked with the Board about Nature's Classroom.
- IHGMS 5th grade students walked the Boston Freedom Trail as part of their American Revolution Unit in Social Studies. 8th grade students visited the Old Pine Grove Cemetery to learn about local history of NH Veterans for a Memorial Day project. 7th grade visited the NH Audubon.
- RHS students visited the Portsmouth Naval Shipyard for a site tour and Canobie Lake for Physics Day.
- RHS Student Council members attended the NHASC Student Leader Recognition and State Elections at the NH State House. RHS student Cam Taber was elected the Southern District Vice President.
- RHS and Raymond Coalition for Youth held a Student Health Fair.
- RHS Seniors took their Class Trip to Lake George.

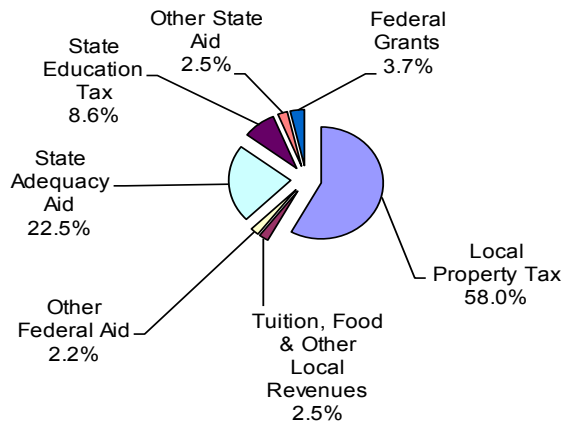
June

- RHS Prom - 140 guests attended.
- IHGMS held their Step-Up Day for rising fourth grade students.
- RHS Senior Night - 149 awards and recognitions were given to seniors.
- LRES students visited York Animal Kingdom to view rainforest habitats and animals and Strawberry Banke in Portsmouth.
- IHGMS Spring Concert was held; the chorus also performance at Wellspring Nursing Home.
- RHS Green March - seniors walked through IHGMS and RHS dressed in their caps and gowns.
- IHGMS 2018 Art Show featured over 450 pieces of student work.
- IHGMS Band Teacher Alicia Rockenhauser named the "Outstanding Young Band Director" by the NH Band Director's Association.
- RHS student visited UNH Durham as part of their economics studies, Animal Kingdom for teambuilding, to Delta Dental Stadium for NH Scholars Day
- Raymond Parents of Performing Students awarded scholarships to four IHGMS students to attend summer music camp at UNH.
- IHGMS students participated in a Whale Watch at Cape Ann as a culminating activity to their study of life science.
- The Strategic Planning Committee held a Community Conversation on Education.
- Every RHS senior received a copy of "Beyond High School: A Guide to Your Rights and Responsibilities," courtesy of the NH Bar Association.
- 86 RHS seniors participated in the graduation ceremony on June 8th.

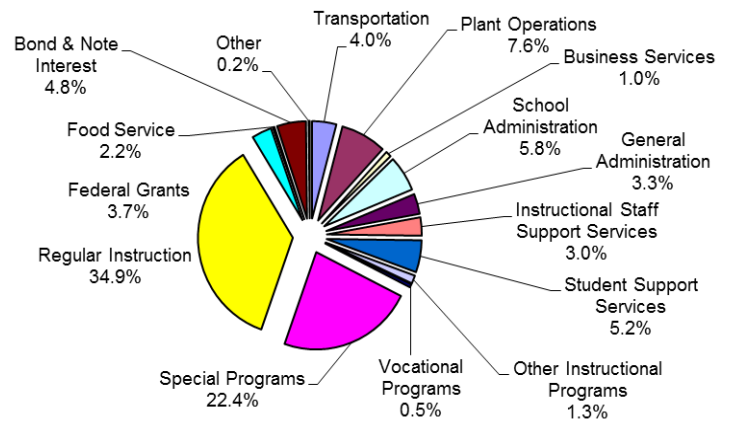


Financial Data

SOURCES OF REVENUE



DISTRIBUTION OF EXPENSES

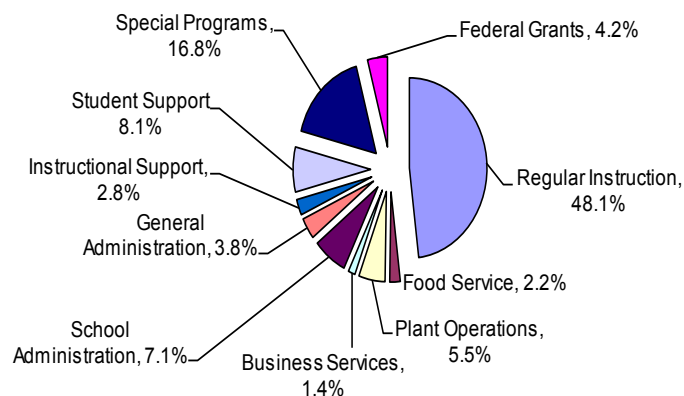


COMPARISON OF GENERAL FUND REVENUES AND EXPENDITURES

	2009-2010 Actuals	2010-2011 Actuals	2011-2012 Actuals	2012-2013 Actuals	2013-2014 Actuals	2014-2015 Actuals	2015-2016 Actuals	2016-2017 Actuals	2017-2018 Actuals
Revenues*	\$20,174,424	\$20,021,913	\$20,090,933	\$20,228,934	\$20,725,672	\$21,222,088	\$21,859,201	\$21,930,802	\$23,522,507
Expenditures	\$20,061,052	\$20,259,863	\$20,392,174	\$20,495,742	\$20,444,887	\$21,269,145	\$21,595,829	\$21,593,655	\$22,713,728

*Revenues do not include prior year surplus amounts

DISTRIBUTION OF EMPLOYEE SALARIES



2017-2018 Total Salaries \$11,112,089

Student/Staff Data

DISTRICT PUBLIC SCHOOL ENROLLMENT				
	Elementary (PreK-4)	Middle	High	Total
2006-2007	607	422	541	1570
2007-2008	587	419	518	1524
2008-2009	602	443	445	1490
2009-2010	604	453	462	1519
2010-2011	570	453	444	1467
2011-2012	554	451	419	1424
2012-2013	569	434	445	1448
2013-2014	570	398	448	1416
2014-2015	555	417	448	1420
2015-2016	568	411	441	1420
2016-2017	515	401	420	1336
2017-2018	502	401	373	1276

AVERAGE DAILY STUDENT ATTENDANCE			
	Elementary (1-4)	Middle	High
2006-2007	94.9%	94.9%	91.3%
2007-2008	95.0%	94.8%	90.4%
2008-2009	93.3%	92.9%	90.4%
2009-2010	95.0%	94.6%	93.1%
2010-2011	94.6%	95.1%	92.0%
2011-2012	95.2%	95.0%	93.0%
2012-2013	92.4%	94.6%	92.2%
2013-2014	95.4%	95.1%	93.5%
2014-2015	95.2%	95.0%	93.1%
2015-2016	95.1%	95.2%	91.9%
2016-2017	N/A	N/A	N/A
2017-2018	N/A	N/A	N/A

PERCENTAGE OF SPECIAL EDUCATION STUDENTS											
	2007- 2008	2008- 2009	2009- 2010	2010- 2011	2011- 2012	2012- 2013	2013- 2014	2014- 2015	2015- 2016	2016- 2017	2017-2018
Raymond	19%	19%	17.5%	18.4%	21.02%	18.66%	21.03%	21.66%	21.88%	23.85%	19.67%
State Average	14.6%	15.2%	9.72%	9.64%	9.45%	10.68%	14.89%	N/A	N/A	N/A	16.36%*

*State Average calculated by Raymond School District using special education population as per census completed in October 2017 and regular education population as per the state profile.

FREE AND REDUCED LUNCH % ELIGIBLE STUDENTS												
	2006- 2007	2007- 2008	2008- 2009	2009- 2010	2010- 2011	2011- 2012	2012- 2013	2013- 2014	2014- 2015	2015- 2016	2016- 2017	2017- 2018
Elementary	25.12%	30.34%	27.05%	33.41%	30.30%	28.33%	30.54%	34.93%	33.74%	36.05%	32.38%	29.82%
Middle	25.43%	28.88%	32.28%	32.01%	31.79%	35.03%	32.72%	32.66%	27.10%	25.30%	28.18%	26.18%
High	21.07%	23.55%	21.17%	24.24%	25.45%	23.92%	26.97%	28.13%	26.56%	28.80%	25.00%	21.45%
District Average (Gr. 1-12)	23.69%	27.40%	26.83%	29.85%	29.19%	29.25%	30.05%	31.80%	29.03%	30.11%	28.42%	25.85%
State Average (Gr. 1-12)	18.88%	19.45%	20.87%	23.95%	25.65%	26.76%	27.26%	28.27%	28.93%	28.06%	27.3%	26.43%

Student/Staff Data

STUDENT DROPOUT RATE		
	District	NH State Average
2006-2007	6.8%	3.2%
2007-2008	5.0%	2.5%
2008-2009	4.2%	1.7%
2009-2010	1.29%	.97%
2010-2011	2.24%	1.19%
2011-2012	2.61%	1.26%
2012-2013	1.35%	1.29%
2013-2014	1.98%	1.05%
2014-2015	2.67%	1.04%
2015-2016	1.57%	1.12%
2016-2017	2.13%	1.12%

SCHOOL EXPULSIONS			
	Elementary	Middle	High
2006-2007	0	0	3
2007-2008	0	0	0
2008-2009	0	0	0
2009-2010	0	0	0
2010-2011	0	0	1
2011-2012	0	0	1
2012-2013	0	0	0
2013-2014	0	0	0
2014-2015	0	0	0
2015-2016	0	0	0
2016-2017	0	0	0
2017-2018	0	0	0

2017-2018 TEACHER EDUCATIONAL ATTAINMENT			
	# of Teachers	% Bachelor Degree	% Master Degree +
Raymond	107.5	40.9%	59.1%
State Total	13,270.3	38.9%	60.7%

AVERAGE PROFESSIONAL DEVELOPMENT DAYS USED PER TEACHER										
	2008-2009	2009-2010	2010-2011	2011-2012	2012-2013	2013-2014	2014-2015	2015-2016	2016-2017	2017-2018
Elementary	2.4	3.6	3.6	4.0	3.0	4.0	3.0	3.3	2.4	4.0
Middle	3.6	4.3	3.4	3.0	3.8	4.7	1.9	3.1	3.1	2.4
High	3.7	2.7	4.0	3.9	7.0	3.4	2.6	3.9	3.3	3.7

Student/Staff Data

TOP FIVE DISCIPLINE VIOLATIONS				
RAYMOND HIGH SCHOOL	2016-2017		2017-2018	
	Defiance	284	Truancy	251
	Internet Violations	150	Insubordination	223
	Physical Aggression	132	Tardy	206
	Cut Class	117	Skip Class	169
	Inappropriate Language	90	Abusive Language	62
	Total Number of All Referrals	1033	Total Number of All Referrals	952
IBER HOLMES GOVE MIDDLE SCHOOL	2016-2017		2017-2018	
	Defiance	352	Defiance	564
	Tardy	219	Tardy	181
	Disruption	140	Disruption	135
	Technology	86	Internet Violation	124
	Inappropriate Language	54	Violent without Injury	98
	Total Number of All Referrals	895	Total Number of All Referrals	1250
LAMPREY RIVER ELEMENTARY SCHOOL	2016-2017		2017-2018	
	Defiance	106	Inappropriate Contact	169
	Disruption	106	Defiance	42
	Violent w/o Injury	68	Violent w/o Injury	29
	Inappropriate Contact	23	Inappropriate Language	18
	Inappropriate Language	20	Misuse of School Property	9
	Total Number of All Referrals	407	Total Number of All Referrals	315

IN-SCHOOL SUSPENSIONS											
	2007-2008	2008-2009	2009-2010	2010-2011	2011-2012	2012-2013	2013-2014	2014-2015	2015-2016	2016-2017	2017-2018
Elem.	0	0	0	0	0	0	0	0	9	15	13
Middle	162	108	80	109	160	95	167	88	101	99	97
High	519	305	151	284	360	313	235	228	256	241	284

OUT-OF-SCHOOL SUSPENSIONS											
	2007-2008	2008-2009	2009-2010	2010-2011	2011-2012	2012-2013	2013-2014	2014-2015	2015-2016	2016-2017	2017-2018
Elem.	19	7	5	23	67	53	17	25	29	38	29
Middle	63	45	44	90	92	50	30	36	22	58	54
High	263	140	104	105	128	101	80	155	177	88	35

Student/Staff Data

SAT Raymond High School MEAN SCORES

	2010-2011			2011-2012			2012-2013			2013-2014			2014-2015		
	60 Tests Taken In Raymond			48 Tests Taken In Raymond			42 Tests Taken In Raymond			59 Tests Taken In Raymond			54 Tests Taken In Raymond		
	Critical Read- ing	Math	Writing	Critical Read- ing	Math	Writing	Critical Read- ing	Math	Writing	Critical Reading	Math	Writing	Critical Reading	Math	Writing
State Average	523	525	511	496	514	488	496	514	488	497	513	487	513	521	503
Raymond	540	535	520	517	506	516	522	522	492	533	543	506	504	513	503
Raymond Low	350	280	300	330	310	350	350	270	330	380	350	340	350	340	310
Raymond High	760	740	770	730	780	710	720	740	400	760	770	720	720	740	740

Beginning with the 2015-16 school year, New Hampshire replaced 11th grade Smarter Balanced Assessment Testing with the SAT. There have been content and design changes to the SAT which affect the way performance is assessed and how results are reported. The former Critical Reading portion of the SAT is now the Evidence-Based Reading and Writing section. This includes the essay portion, which is now optional. The essay is graded with a different scale than the rest of the SAT.

SAT Raymond High School 2015-2016

95 Students Assessed

	Reading and Writing	Math	Optional Essay		
			Reading	Analysis	Writing
State Average	519	507	5	3	5
Raymond Average	518	499	5	3	5
Raymond Low	310	310	2	2	2
Raymond High	740	680	8	7	7

SAT Raymond High School 2016-2017

84 Students Assessed

	Reading and Writing	Math	Optional Essay		
			Reading	Analysis	Writing
State Average	522	514	5	4	4
Raymond Average	483	472	5	3	5
Raymond Low	200	220	0	0	0
Raymond High	720	730	7	7	6

For 2017-2018 reporting, data points have been changed based on information available. Reporting has been changed to % Proficient Above/Below rather than averages. There was no information available regarding the optional essay.

SAT Raymond High School 2017-2018

67 Students Assessed

	State % Proficient and Above	Raymond % Proficient and Above	State % Below Proficient	Raymond % Below Proficient	Raymond Mean	Raymond Low	Raymond High
Reading and Writing	66	64.2	34.1	35.8	526	350	760
Math	51.4	37.3	58.5	62.7	515	280	760

OUR 2018 GRADUATES - WHERE ARE THEY GOING?

Boston College	College of the Holy Cross	Fine Mortuary College
Franklin Pierce University	Full Sail University	Gordon College
Great Bay Community College	Hofstra University	Hobart & William Smith Colleges
Keene State College	New England Brown	Lakes Region Community College
New England College	NH Technical Institute	Manchester Community College
Plymouth State University	Quinnipiac University	Worcester Polytechnic Institute
Southern NH University	St. Lawrence University	Temple University
University of New Hampshire	University of Rhode Island	Texas Tech University
Rivier University	World of Life Bible Institute	

POST GRADUATE STUDENT PLACEMENT

	4-Year Programs	Less than 4-Year Programs	Returning for post-graduate study	Employed	Armed Forces	Unemployed	Unaccounted For
2017-18*	35.29%	21.17%	0.0%	41.17%	0.0%	2.35%	0.0%
2016-17	33.0%	28.4%	0.0%	32.1%	4.6%	0.9%	0.9%
2015-16	29.0%	15.1%	0.0%	48.4%	7.5%	0.0%	0.0%
2014-15	36.6%	26.9%	0.0%	34.4%	1.1%	1.1%	0.0%
2013-14	33.3%	22.2%	0.0%	34.4%	2.2%	6.7%	1.1%
2012-13	36.1%	26.7%	0.0%	34.9%	1.2%	1.2%	0.0%
2011-12	38.6%	25.3%	0.0%	34.9%	1.2%	0.0%	0.0%
2010-11	40.9%	22.7%	0.0%	30.0%	0.9%	5.5%	0.0%
2009-10	33.3%	21.6%	0.0%	40.5%	2.7%	0.9%	0.9%
2008-09	34.0%	23.4%	0.0%	34.0%	4.3%	0.0%	4.3%
2007-08	34.2%	31.6%	0.0%	29.8%	4.4%	0.0%	0.0%
2006-07	65.3%	27.6%	1.0%	5.1%	0.0%	0.0%	1.0%

**Reported*