

Raymond School District

2014-2015 Annual Report Card



School Board

Diane R. Naoum, Chair
Steve Wallerstein, Vice Chair
Jaclyn Sirrine, Secretary
John H. Harmon
Stephen P. Reardon
Catherine Riley, Student Representative

Administration

Ellen Small, Superintendent of Schools
Ron Brickett, Business Administrator
Steven Woodward, Raymond High School Principal
Benjamin Morse, Raymond High School Assistant Principal
Robert Bickford, Iber Holmes Gove Middle School Principal
Mike Chouinard, Iber Holmes Gove Middle School Assistant Principal
Bryan Belanger, Lamprey River Elementary School Principal
Laura Yacek, Lamprey River Elementary School Assistant Principal
Melissa Lefebvre, Curriculum Coordinator
Bailey Rigg, Technology Director
Judith DiNatale, Food Service Director
Todd Ledoux, Facilities Director

An Equal Opportunity Employer. The District shall not discriminate in its education programs, activities, or employment practices on the basis of race, color, national origin, age, sex, sexual orientation, religion, or handicap under the provisions of Title VI of the Civil Rights Act of 1964, the Age Discrimination Act of 1967, Title IX of the Education Amendment of 1972, and Section 504 of the Rehabilitation Act of 1973. Any person having inquiries concerning the District's compliance with the regulations implementing these laws may contact the Superintendent of Schools.

Superintendent's Message

We continue to grow as a District in so many ways! Just a few of our successes and improvements this year include: a grant for teachers to develop performance assessments; the use of Google apps for both students and teachers; Bring Your Own Devices extended to 4th grade; increased use of technology in our classes; partnerships with Community Colleges; continued safety initiatives; student and staff involvement as volunteers at every school; the addition of Spanish to our after-school program; Blogs; on-line registration for parents; parent groups at all three schools; Jump Start program for new freshman; and a new playground at the middle school.

The District's Strategic Plan is updated annually and is a roadmap for our District's future. Our Educator Effectiveness Plan, a new format for accountability and evaluation of staff, was piloted this year. Next year will be the second year of the pilot with full implementation in the 2016-2017 school year. We are also working to expand our foreign language offerings and are exploring new scheduling options for both the high school and middle school. It is exciting and worthwhile to be in a District where improvement and progress are both on-going and expected.

I hope that you have had an opportunity to take part in some of the activities listed in this report card: an academic event put on by the Family Engagement Action Team or a wonderful concert or a sports event, there is so much from which to choose! I can promise you that these are rewarding experiences, as well as, being just plain fun. You will also see a caring, outstanding staff willing to go the extra mile for our students, our District and the community of Raymond.

I am so thankful for all the support our staff and students receive from the community and the many ways in which we share resources with the town. Raymond is a place where everyone works together to make our town and our schools special. I am indeed fortunate to be part of the Raymond Community.

-Ellen Small, Superintendent of Schools

The Year in Review

September

- The RHS band led off the parade for the Raymond 250th Celebration.
- National Junior Honor Society volunteered at the 250th Celebration.
- CPR/First Aid classes were offered for our staff.
- The Grading Committee was reinstituted with a focus on the reporting process.
- The Communications Committee was formed.
- Construction of a playground for 5th and 6th grade students at the middle school was approved by the Board.
- The Family Engagement Action Team held a Book Bash. 220 students and family attended.
- IHGMS Parent Core group reconvened and began meeting.
- RHS students went to a college fair held at SNHU.



FEAT Book Bash

October

- RHS celebrated Homecoming week with a pep rally, a hypnotist show, an ice cream social, the Homecoming Parade of Floats, football, volleyball, and soccer games, and a Homecoming Inferno/BBQ/Dance.
- District staff competed in a "5 Week Walk Challenge."
- Students displayed their artwork at Deerfield Fair.
- The Family Engagement Action Team was recognized at the sixth annual Parent Involvement Education Awards.
- Staff participated in the Strides for Breast Cancer walks.
- RHS physics students built self-propelled mousetraps for the Mousetrap Race Car Project.
- IHGMS bullying prevention activities included "Bullying Ends with Me" and a Friendship Lunch on National Mix-It-Up Day.
- RHS JAG students went to the NH Annual Leadership Conference.
- RHS faculty and staff participated in the *Festival of Jeans* to raise money for Raymond families in need.
- Schools celebrated *Red Ribbon Week*, raising awareness about prevention of drug use with activities throughout the week.
- RHS music students participated in UMass Band Day at Gillette Stadium.
- LRES students visited the Raymond Fire Department to learn about fire safety.



LRES Veterans Day

November

- RHS Music Department hosted *Not2Sharp*, a men's a capella group from UNH, for a public concert.
- RHS Interact Club sponsored a coffeehouse, raising \$110 for the Empty Bowls Project.
- Girls Varsity Soccer team went to State Finals.
- IHGMS students spoke with the Board about the Stand-Up Summit on bullying prevention that they attended.
- 16 RHS freshmen attended a leadership training program at UNH-Manchester, Leadership Empowering Authentic Progress.
- IHGMS playground construction was completed.
- RHS Student Council traveled to Waterville Valley for the NHASC Annual Conference.
- LRES students visited the Mt. Kearsarge Indian Museum to support their social studies unit on Native Americans.
- Student athletes were recognized at Fall Sports Awards Night.

December

- Winter band/chorus concerts were held at each school.
- RHS held their Winter Carnival.
- Youth Action Group students produced a video called "I Pledge."
- LRES collected 45 sets of pajamas for a local charity for children who are transitioning from their homes.
- IHGMS students challenged the Board to build a better birdhouse at their Board meeting, and demonstrated the engineering design process.
- Schools participated in a toy drive through Legacy X, an anti-bullying program.



IHGMS Brain Show

January

- District staff begin the Healthy Weight Program.
- RHS sponsored *Bring 'Em Back Day*, when RHS alumni returned to the school to talk with students.
- IHGMS and RHS students received recognition in the State Scholastic Arts competition.
- IHGMS students attended Project Safeguard.
- Former Olympic fencing champion Molly Sliney spoke with LRES students about "dreaming big."
- LRES 4th grade began the *Bring-Your-Own-Device* initiative.
- RHS music students attended the Granite State Music Festival in Windham.
- IHGMS students visited the McAuliffe-Shepard Discovery Center.

February

- RHS held their *Poetry Out Loud* competition.
- IHGMS *Pennies for Patients* campaign raised \$1,195 to benefit the Leukemia and Lymphoma Society.
- LRES hosted a week-long artist in resident program, *Sound in Focus*.
- Surveys were distributed to all parents about various school-related topics.
- RHS students participated in the *Teen Challenge Program*, a program designed to empower students to take more responsibility for their school and their learning.
- School District Deliberative Session was held.
- 21st Century LEAP, FEAT, and Dudley Tucker Library held announced *Read Across Raymond*, a program designed to encourage families to set aside time to read together.
- LRES and IHGMS held Spirit Weeks.
- LRES health classes practiced snow-shoeing.

March

- Raymond School District, Raymond Coalition for Youth, Raymond Police Department, and Lamprey Health Care held a *Drug Abuse Prevention Forum* open to the community.
- RCFY and Nashua Nursing Students sponsored a Wellness Fair at each school.
- FEAT hosted an *Educational Extravaganza*, a combination of curriculum nights together in one event.
- CPR/First Aid training offered to staff.
- Wellness seminars on caring for elders were offered to staff.
- RHS freshmen attended *Hosting Youth Philosophy Enthusiasts*, a seminar designed to focus on philosophically challenging discussions.
- 22 RHS students participated in the *LifeSmarts* competition. They took home the 2nd place trophy in the live state competition.
- RHS Student Council held their annual *Lock-In* event.
- IHGMS students were treated to *The Brain Show*.
- RHS Student Council was chosen to host the NH Association of Student Councils' annual meeting.
- Kate Grieve was named the School Psychologist of the Year.
- LRES held their Monster Concerts.
- 1st grade students visited the Children's Museum in Dover.



Educational Extravaganza

April

- The LRES Building Committee was formed to continue to the work of previous committees.
- Congressman Guinta visited RHS to talk with students.
- RHS students visited Odiorne State Park for a photo shoot for photography class and for painting for art class.
- RHS students went to "College for a Day" at Northern Essex Community College.
- LRES students visited the Currier Museum in Manchester.
- IHGMS students participated in Enterprise City.
- IHGMS students also participated in the week-long Nature's Classroom in Freedom.

May

- RHS Music Department hosted the 14th annual *Dinner with the RHS POPS*.
- RHS Site Council formed, with a focus of increasing student voice.
- IHGMS 8th grade traveled to Washington D.C.
- RHS students participated in Canobie Lake's *Physic's Day*.
- LRES students visited the NH State House to identify the functions of the three branches of government and to learn how laws and policies are made.

June

- The School Board approved a Transition Program proposal for RHS, to include extended learning opportunities that exceed our current offerings.
- LRES second grade visited York's Wild Kingdom.
- IHGMS students traveled the Boston Freedom Trail as the culmination of their American Revolution unit in Social Studies.
- Facilities Director Todd Ledoux was awarded the *NH School Emergency Preparedness Award*.
- FEAT production of *The Color Factory* at LRES.
- LRES Walmart Writing Challenge was held.
- *Happy Hopping Day* kindergarten graduation was held.
- IHGMS students went on a Whale Watch at Cape Ann in Gloucester, MA.
- LRES students visited Dudley Tucker Library to obtain their library cards.
- Annual Wellness Fair held for staff.
- 89 students graduated!



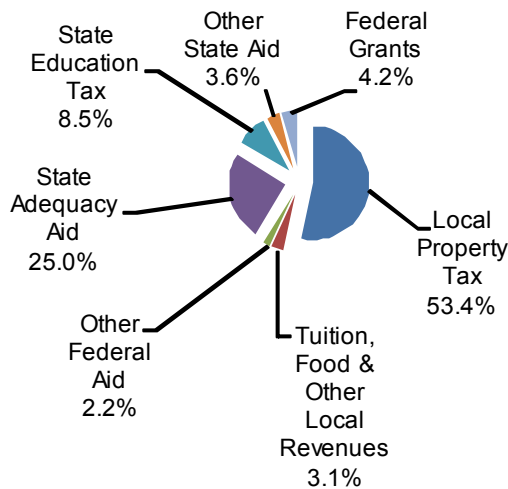
Nature's Classroom



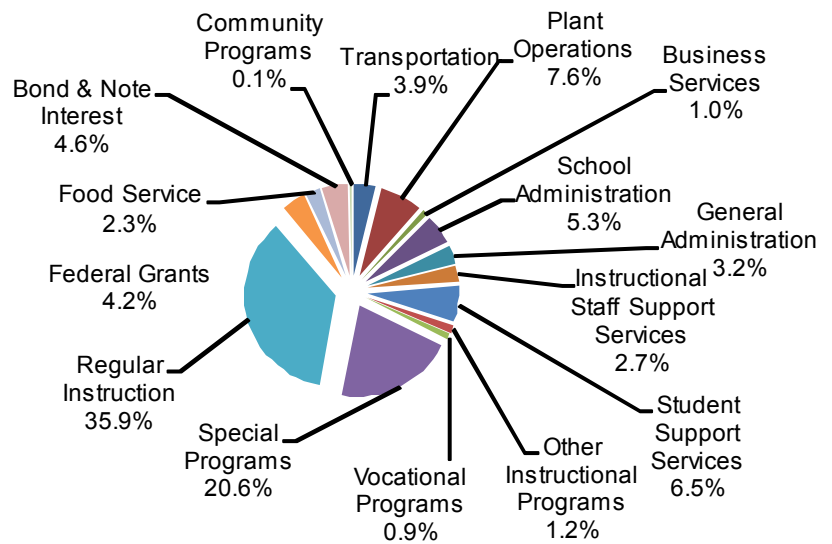
IHGMS Freedom Trail Trip

Financial Data

SOURCES OF REVENUE



DISTRIBUTION OF EXPENSES



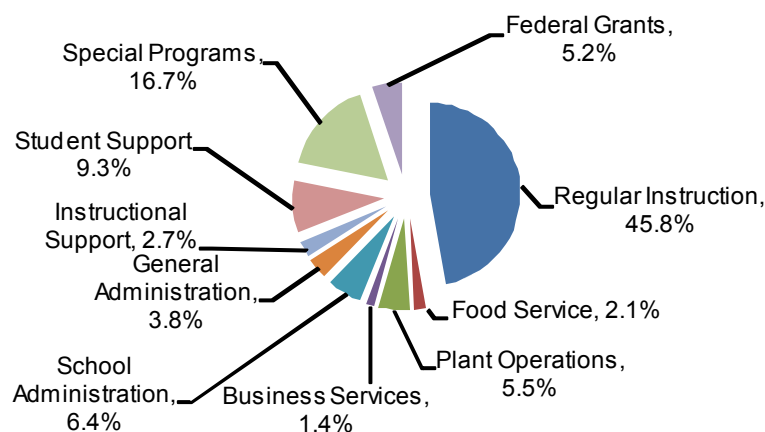
COMPARISON OF GENERAL FUND REVENUES AND EXPENDITURES

	2007-2008 Actuals	2008-2009 Actuals	2009-2010 Actuals	2010-2011 Actuals	2011-2012 Actuals	2012-2013 Actuals	2013-2014 Actuals	2014-2015 Estimate
Revenues*	\$18,914,870	\$20,749,576	\$20,174,424	\$20,021,913	\$20,090,933	\$20,228,934	\$20,725,672	\$21,222,000
Expenditures	\$20,148,580	\$19,976,946	\$20,061,052	\$20,259,863	\$20,392,174	\$20,495,742	\$20,444,887	\$21,269,000

*Revenues do not include prior year surplus amounts

2014-2015 Total Budget \$21,533,157

DISTRIBUTION OF EMPLOYEE SALARIES



Estimated 2014-2015 Total Salaries \$10,876,923

Student/Staff Data

DISTRICT PUBLIC SCHOOL ENROLLMENT				
	Elementary (PreK-4)	Middle	High	Total
2006-2007	607	422	541	1570
2007-2008	587	419	518	1524
2008-2009	602	443	445	1490
2009-2010	604	453	462	1519
2010-2011	570	453	444	1467
2011-2012	554	451	419	1424
2012-2013	569	434	445	1448
2013-2014	570	398	448	1416
2014-2015	555	417	448	1420

AVERAGE DAILY STUDENT ATTENDANCE								
	2006-2007 District	2007-2008 District	2008-2009 District	2009-2010 District	2010-2011 District	2011-2012 District	2012-2013 District	2013-2014 District
Elem.(1-4)	94.9%	95.0%	93.3%	95.0%	94.6%	95.2%	92.4%	95.4%
Middle	94.9%	94.8%	92.9%	94.6%	95.1%	95.0%	94.6%	95.1%
High	91.3%	90.4%	90.4%	93.1%	92.0%	93.0%	92.2%	93.5%

STUDENT DROPOUT RATE		
	District	NH State Average
2006-2007	6.8%	3.2%
2007-2008	5.0%	2.5%
2008-2009	4.2%	1.7%
2009-2010	1.29%	.97%
2010-2011	2.24%	1.19%
2011-2012	2.61%	1.26%
2012-2013	1.35%	1.29%
2013-2014	1.98%	1.05%

PERCENTAGE OF SPECIAL EDUCATION STUDENTS								
	2007-2008	2008-2009	2009-2010	2010-2011	2011-2012	2012-2013	2013-2014	2014-2015
Raymond	19%	19%	17.5%	18.4%	21.02%	18.66%	21.03%	21.66%
State Average	14.6%	15.2%	9.72%	9.64%	9.45%	10.68%	14.89%	N/A

FREE AND REDUCED LUNCH % ELIGIBLE STUDENTS									
	2006-2007	2007-2008	2008-2009	2009-2010	2010-2011	2011-2012	2012-2013	2013-2014	2014-2015
Elementary	25.12%	30.34%	27.05%	33.41%	30.30%	28.33%	30.54%	34.93%	33.74%
Middle	25.43%	28.88%	32.28%	32.01%	31.79%	35.03%	32.72%	32.66%	27.10%
High	21.07%	23.55%	21.17%	24.24%	25.45%	23.92%	26.97%	28.13%	26.56%
District Average (Gr. 1-12)	23.69%	27.4%	26.83%	29.85%	29.19%	29.25%	30.05%	31.80%	29.03%
State Average (Gr. 1-12)	18.88%	19.45%	20.87%	23.95%	25.65%	26.76%	27.26%	28.27%	28.93%

Student/Staff Data

OUT-OF-SCHOOL SUSPENSIONS									IN-SCHOOL SUSPENSIONS								
	2007-2008	2008-2009	2009-2010	2010-2011	2011-2012	2012-2013	2013-2014	2014-2015		2007-2008	2008-2009	2009-2010	2010-2011	2011-2012	2012-2013	2013-2014	2014-2015
Elem.	19	7	5	23	67	53	17	25	Elem.	0	0	0	0	0	0	0	0
Middle	63	45	44	90	92	50	30	36	Middle	162	108	80	109	160	95	167	88
High	263	140	104	105	128	101	80	326	High	519	305	151	284	360	313	235	228

SCHOOL EXPULSIONS								
	2007-2008	2008-2009	2009-2010	2010-2011	2011-2012	2012-2013	2013-2014	2014-2015
Elementary	0	0	0	0	0	0	0	0
Middle	0	0	0	0	0	0	0	0
High	3	0	0	1	1	0	0	0

TOP FIVE DISCIPLINE VIOLATIONS				
RAYMOND HIGH SCHOOL	2013-2014		2014-2015	
	Truancy	231	Insubordination	256
	Insubordination	129	Truancy	229
	Out of Bounds	121	Skip Class	152
	Skip Class	116	Tardy	132
	Tardy	70	Abusive Language	94
	Total Number of All Referrals	879	Total Number of All Referrals	1168
IBER HOLMES GOVE MIDDLE SCHOOL	2013-2014		2014-2015	
	Disrespect	293	Disruption	270
	Disruption	246	Disrespect	204
	Tardy	144	Tardy	214
	Technology Violation	106	Physical Contact/Aggression	102
	Physical Contact/Aggression	90	Technology Violation	94
	Total Number of All Referrals	1262	Total Number of All Referrals	1153
LAMPREY RIVER ELEMENTARY SCHOOL	2013-2014		2014-2015	
	Inappropriate Contact	105	Inappropriate Contact	98
	Inappropriate Behavior	86	Inappropriate Language	69
	Defiance	75	Fighting	63
	Disruption	25	Disrespect	62
	Inappropriate Language	22	Disruption	40
	Total Number of All Referrals	331	Total Number of All Referrals	531

Student/Staff Data

SAT MEAN SCORES															
	2010-2011			2011-2012			2012-2013			2013-2014			2014-2015		
	60 Tests Taken In Raymond			48 Tests Taken In Raymond			42 Tests Taken In Raymond			59 Tests Taken In Raymond			54 Tests Taken In Raymond		
	Critical Read- ing	Math	Writing	Critical Read- ing	Math	Writing	Critical Read- ing	Math	Writing	Critical Reading	Math	Writing	Critical Reading	Math	Writing
State Average	523	525	511	496	514	488	496	514	488	497	513	487	N/A	N/A	N/A
Raymond	540	535	520	517	506	516	522	522	492	533	543	506	504	513	503
Raymond Low	350	280	300	330	310	350	350	270	330	380	350	340	350	340	310
Raymond High	760	740	770	730	780	710	720	740	400	760	770	720	720	740	740

AVERAGE PROFESSIONAL DEVELOPMENT DAYS USED PER TEACHER							
	2008- 2009	2009- 2010	2010- 2011	2011- 2012	2012- 2013	2013- 2014	2014- 2015
Elementary	2.4	3.6	3.6	4.0	3.0	4.0	3.0
Middle	3.6	4.3	3.4	3.0	3.8	4.7	1.9
High	3.7	2.7	4.0	3.9	7.0	3.4	2.6



RHS Guidance Department

2014-2015 TEACHER EDUCATIONAL ATTAINMENT			
	# of Teachers	% Bachelor Degree	% Master Degree +
Raymond	112.1	43.1%	56.9%
State Total	14,368.4	40.9%	57.7%

Assessment Test Results

Traditionally, NECAP scores have been a part of this Report Card to the Community. In 2014-15, NECAP testing was replaced with Smarter Balanced testing. We will be reporting on these test results in a future publication after they are made available.

Our 2015 Graduates - Where are they going?

Colby Sawyer College	New Hampshire Institute of Art
Curry College	New Hampshire Technical Institute
Dartmouth	Northeastern University
Florida Atlantic University	Plymouth State University
Florida State College	Savannah College of Art and Design
Florida State University	St. Anselm College
Franklin Pierce College	St. Lawrence University
Full Sail University	Union College
Great Bay Community College	Unity College
Hobart & William Smith College	Universal Technical Institute
Johnson & Wales	University of Maine
Keene State College	Umass Lowell
Lakes Region Community College	University of New Haven
Manchester Community College	University of Nevada

POST-GRADUATE STUDENT PLACEMENT

	2006-2007	2007-2008	2008-2009	2009-2010	2010-2011	2011-2012	2012-2013	2013-2014	2014-2015*
4-Year Programs	65.3%	34.2%	34.0%	33.3%	40.9%	38.6%	36.1%	33.3%	37.8%
Less than 4-Year Programs	27.6%	31.6%	23.4%	21.6%	22.7%	25.3%	26.7%	22.2%	27.8%
Returning for post-graduate study	1.0%	0.0%	0.0%	0.0%	0.0%	0.0%	0.0%	0.0%	0.0%
Employed	5.1%	29.8%	34.0%	40.5%	30.0%	34.9%	34.9%	34.4%	31.1%
Armed Forces	0.0%	4.4%	4.3%	2.7%	0.9%	1.2%	1.2%	2.2%	1.1%
Unemployed	0.0%	0.0%	0.0%	0.9%	5.5%	0.0%	1.2%	6.7%	1.1%
Unaccounted For	1.0%	0.0%	4.3%	0.9%	0.0%	0.0%	0.0%	1.1%	0.0%

**Reported*



RHS Alumni on *Bring 'Em Back Day*