

Raymond School District

2013-2014 Annual Report Card



School Board

John H. Harmon Chair
Tina M. Thomas Vice Chair
Daniel F. Chouinard, Secretary
Diane R. Naoum
Stephen P. Reardon

Administration

Ellen Small, Administrator in Charge of Superintendent Services
Ron Brickett, Business Administrator
Steven Woodward, Raymond High School Principal
Timothy Hodgdon, Raymond High School Assistant Principal
Robert Bickford, Iber Holmes Gove Middle School Principal
Mike Chouinard, Iber Holmes Gove Middle School Assistant Principal
Daniel LeGallo, Lamprey River Elementary School Principal
Alice Jette, Lamprey River Elementary School Assistant Principal
Mary Kate Hartwell, Curriculum Coordinator
Bailey Rigg, Technology Director
Judith DiNatale, Food Service Director
Todd Ledoux, Facilities Director

An Equal Opportunity Employer. The District shall not discriminate in its education programs, activities, or employment practices on the basis of race, color, national origin, age, sex, sexual orientation, religion, or handicap under the provisions of Title VI of the Civil Rights Act of 1964, the Age Discrimination Act of 1967, Title IX of the Education Amendment of 1972, and Section 504 of the Rehabilitation Act of 1973. Any person having inquiries concerning the District's compliance with the regulations implementing these laws may contact the Superintendent of Schools.

Superintendent's Message

We continue to grow as a District in so many ways. Some of our successes include: well-thought-out, successful transition programs for our students as they move from one school to another; continued work with performance based assessments; teachers who are involved in professional development training throughout the school year and summer; a drop-out rate that is down to 1.35%; and our students continue to have higher assessments scores every year.

The District's Strategic Plan outlines where we have been and where we are going. Some initiatives, such as Standards Based Grading and a District-wide language program, need more work; while others, such as, staff leadership opportunities and developing our technology resources, have become "who we are." I'm proud to be a part of a district where what we do matters and where there is a persistent need to improve and not be satisfied with the status quo.

It is easy to see throughout this report card how our efforts have paid off in everything from discipline issues to assessments. What you cannot see are all the caring, wonderful people who go above and beyond to make our schools exceptional: the custodian who carefully packs up a class as though each item were his own; the para-educator who sings songs to calm our littlest ones while they wait for the bus in the snow; the teacher who comes to school an hour early to tutor her students; the business people who reach out to support our efforts; the secretary who won't let anything leave her desk until it is perfect; and the students who are kind and caring to one another. I consider myself lucky to be part of the Raymond Community.

-Ellen Small, Administrator in Charge of Superintendent Services

The Year in Review

September

- A Raymond High School tradition, "Move Up Day," took place. Students were seated by grade level in assembly and welcomed with words of encouragement to "move up" to their next grade level. Incoming freshmen were then invited to sit in the "Freshmen" section and were greeted warmly with a standing ovation from the rest of the student body.
- RHS Homecoming pep rally, parade, games, fun! RHS music teacher Randy LaCasse was bestowed with the first annual Superfan Award.
- *Girls on the Run* began at LRES.
- NECN Meteorologist Matt Noyes visited students at LRES
- LRES PTO *Night Under the Stars* event held.
- 4th grade students visited the Great Bay Discovery Center.

October

- LRES staff partnered with Elliot Pediatrics and Primary Care to raise money for National Breast Cancer Awareness Month through the Lee National Denim Day. They raised \$180.
- Occupational Therapist Sharon O'Brien was nominated for the Transition Excellence Award: Transition Professional of the Year. Camp Can Do was nominated for the Transition Excellence Award: Transition Creative Practices in Transition Award. Both nominations received honorable mentions at the NH Transition Community of Practice Summit.
- The Family Engagement Action Team sponsored the plays *Froggy Day in Lamprey Town* and *Magical Land of Oz*, performed by the Lamprey River Theatre Troupe.
- Schools celebrated Red Ribbon Week, which is the oldest and largest drug prevention campaign in the country. Through this program, communities and individuals commit to drug prevention and education for children. They also make a personal commitment to live drug-free lives.
- LibGuides content management system came to the RHS library.
- Raymond Special Olympics athletes competed in the State Bowling Special Olympic tournament.
- JAG students attended JAG Officer Leadership Training in Concord.



November

- RHS staff and students contributed to a Veterans Day tribute which was displayed in the school library.
- The RHS Math Team competed against six other schools and came in 2nd place for a very strong start to their season.
- LRES food service staff promoted reading by dressing up and decorating for "The Cafeteria Lady from the Black Lagoon."
- RHS Fall Sports Awards held - 143 student athletes were honored for their participation.
- RHS Student Council held a Thanksgiving Food Drive to benefit the New Hampshire Food Bank.
- Students traveled to UNH for a meeting with other students from all over the state for *Stand Up NH*. The goal was for students to recognize, discuss, and bring back knowledge of bullying that goes on back to their school, and provided a place for all to come together, students and faculty, to talk about what needs to be done to be sure no student is left out or left behind.
- RHS Drama Club performs the *The Musical Comedy Murders of 1940*.
- RHS Student Council attended the NH Association of Student Councils' Annual Leadership Conference in Waterville, NH. 13 RHS Student Council members joined 270 other student members from around the state for workshops, planning sessions, and presentations.
- The National Junior Honor Society collected 1,386 food items through their canned food drive. These were donated to the Raymond Community Center.
- IHGMS students attended the Band Extravaganza at UNH Durham.
- IHGMS Spirit Week! Door decorating, dress-up days, and a student/faculty basketball game!

December

- RHS Band and IHGMS Band presented their Annual Winter Concerts. LRES 4th Grade Concert also took place.
- LRES's Sandy Ellis recognized as Volunteer of the Year by *This Week in Raymond*.
- RHS Student Council held their *Twelve Days of Charity* event, collecting gently-used clothing, accessories, toys and games to benefit local charities.
- 8th grade students participated in the service learning project *The Giving Tree*. They sold paper hats and mittens for donations, and hung them on the Giving Tree in the IHGMS foyer. This fundraiser comes out of the Exeter Chamber of Commerce - The Children's Charitable Fund - that provides warm winter clothing for Raymond children in need.
- RHS Band participated in *Wreaths Across America*, the ceremony on the Town Common which brings trucks of donated wreaths to national cemeteries across the country to honor veterans.
- The 21st Century After School Program entered a float in the Raymond Holiday Parade.
- The RHS Band performed at the Raymond Town Common and in the Exeter Holiday Parade

January

- Ten RHS students participated in the 2014 Belknap Mountain Invitation Music Festival Concert Band.
- IHGMS and RHS students were recognized for their artwork through the Scholastic Art Awards.
- RHS held their first "Bring Them Back" event. A group of sixteen RHS alumni assembled in workshops to meet with current 11th and 12th graders to discuss the experiences of high school, college, and beyond.
- IHGMS students visited the Boston Museum of Science for the Ancient Greece Show and science exhibits.
- RHS JAG students volunteered at water stations for the Greater Derry Track Club's 17th Annual Boston Prep Road Race.
- The Family Engagement Action Team's Math Night and Book Swap took place on January 30th. Over a hundred students attended.
- Our 21st Century After School Program was renamed L.E.A.P.—Learning Enrichment Afterschool Program.
- IHGMS students participated in Project Safeguard, a conference addressing substance abuse prevention, peer pressure, self-esteem, and communication between parents and students.

February

- IHGMS Student Council ran their *Pennies for Patients* campaign.
- RHS advanced in the NH School of Excellence Awards through the DOE. They presented their application to a group of administrators and teachers from schools across the state.
- The School District First Deliberative Session was held February 1.
- The Raymond School District Penguin Plunge team went to Hampton Beach and plunged into the ocean. They were dressed in a zombie theme, and raised over \$10,000 for the New Hampshire Special Olympics.



Justin Spencer and LRES Principal Dan LeGallo during the Legacy X presentation.

March

- The Family Engagement Action Team's Science and Technology Night was held, with about 60 students attending along with their parents.
- Justin Spencer, of Legacy X (and Recycled Percussion) visited the elementary and middle schools to promote Legacy X, a national anti-bullying and awareness program. Justin told his own story of his success with an anti-substance, pro-fitness approach.
- Two art students (IHGMS and RHS) won national recognition for their work. Their art work and awards ceremony were at Carnegie Hall in New York City.
- Winter Sports Award Night held.
- The RHS LifeSmarts team qualified for the state finals by being one of the top six schools in the state.
- The RHS Math Team came in 7th overall at the state level.
- Varsity Boys Basketball advanced to quarter finals.
- The Community Outreach I3 Committee led the Empty Bowls Project. For this project, which is now an international movement, people make clay bowls that are used to serve a simple meal of soup and bread to the community in exchange for a fee or donation. The bowls are kept as a reminder of those that go hungry. All proceeds were donated to the Raymond Food Pantry.
- 8 student athletes from Raymond attended the Student Athletic Leadership Conference in Concord. They participated in various workshops and heard inspirational guest speakers.
- The NHIAA and the NHADA honored Raymond Senior Scholar Athletes from Division III. Ten RHS students received this award.

April

- RHS Student Council held their "Lock-In" event. They arrived at school in the evening with plenty of goodies and sleepover gear. After a very productive three-hour planning meeting for Spirit Week, they indulged in pizza, games, activities, movies, and...eventually..sleep.
- 8th grade students visit Seacoast School of Technology to learn about career-based options of study.
- RHS Capstone English students presented their original childrens' books at LRES.
- Staff formed teams at each school to participate in the Fight Cancer 5K in Raymond.
- LRES finished their month-long reading challenge with an assembly honoring more than 130,000 minutes of reading completed at home during Read Across America.
- The RHS Youth Action Group did an anti-smoking presentation to 4th grade students called Samantha Skunk.
- The IHGMS Youth Action Group participated in Kick Butts Day and provided tobacco education and awareness to the entire school at all of the lunches.
- RHS Spirit Week!
- IHGMS students visited the Currier Museum of Art.
- JAG students attended the JAG Career Development Conference in Concord.
- RHS Concert Band and the Raymond Singers performed at the 2014 Heritage Festival in Nashville with silver ratings and 1st place finishes in their divisions.
- LRES students visited the NH State House and the NH History Museum in Concord as part of their social studies/government standards.
- 6th grade students went to Enterprise City, where they took on roles as employees, business owners, and government officials.
- IHGMS held a Career Fair with the help of many community members and local businesses.
- Mike Chouinard was named the Assistant Principal of the Year by the NH Association of Middle Level Education!



*IHGMS Assistant Principal
Mike Chouinard - named
Assistant Principal of the Year!*

May

- The Young Athletes Program held their final celebration on May 6th at IHGMS. Chief Salois pinned the medals on the athletes.
- Raymond Special Olympic athletes participated in the Torch Run, carrying the torch from Candia to Raymond, and then competed in the Summer Olympic Games at UNH.
- RHS Student Council traveled to the NH State House for the annual NH Association of Student Council's Conference and Statewide Elections.
- RHS Drama Club performed *South Pacific*.
- A fabulous Monster concert was held with performances by the chorus at each school followed by the bands.
- RHS students visited Canobie Lake for Physics Day.
- The Educator Effectiveness Committee completed their work on a new evaluation plan for teachers.
- IHGMS students traveled the Boston Freedom Trail.
- 8th grade students visited the Raymond Historical Society.
- Senior trip to Six Flags New England.
- 8th grade students went to Washington D.C. They spent four days traveling and visiting sites such as the Capitol, the Smithsonian, and Arlington National Ceremony. They finished up their trip with a visit to Six Flags Great Adventure.

June

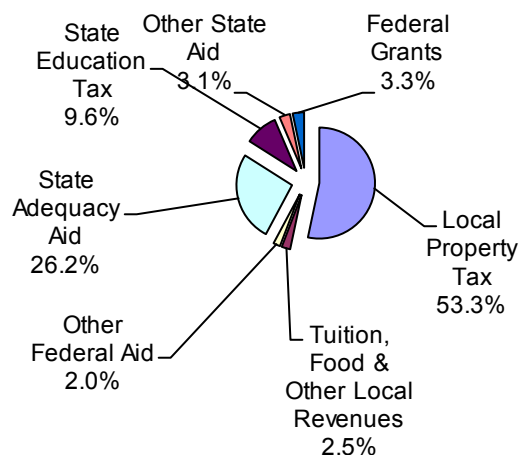
- RHS held an assembly for athletic awards, yearbook dedication, and teacher/staff of the year awards. All of that was followed by the Senior Farewell BBQ.
- 5th grade students hiked Mt. Agamenticus.
- Senior Class Night and Spring Sports Awards Night held.
- Youth Action Group created and alcohol awareness public service announcement video, which was shown at O'Neil Cinemas in Epping.
- Sophomore, junior, and senior class officers were voted in for 2014-15.
- IHGMS students went on a Whale Watch.
- RHS students built new railroad platforms at the Raymond Historical Society.
- LRES student kicked off the summer reading program at Dudley Tucker Library.
- Annual Wellness Fair held for staff.
- 87 seniors graduated!



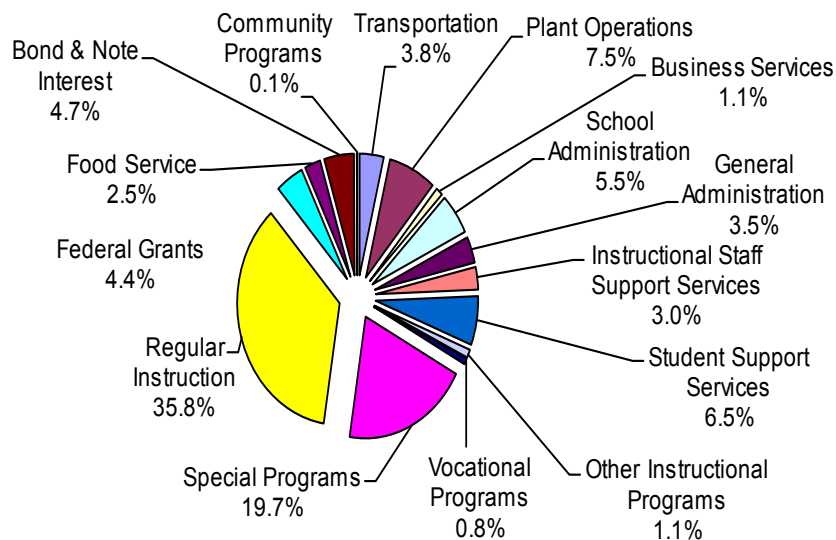
RHS National Honor Society

Financial Data

SOURCES OF REVENUE



DISTRIBUTION OF EXPENSES



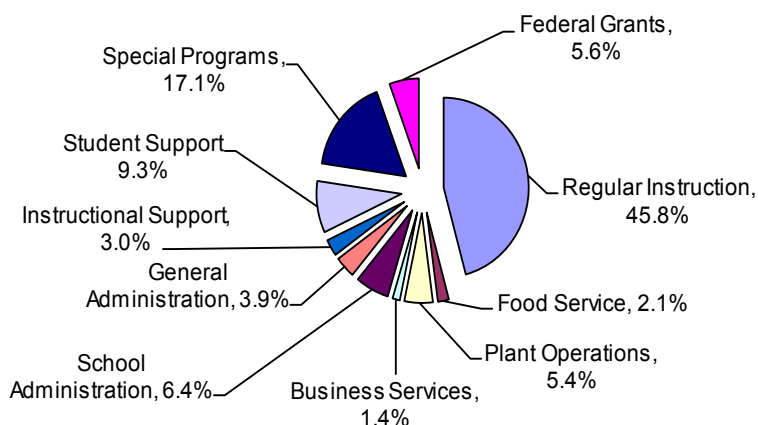
COMPARISON OF GENERAL FUND REVENUES AND EXPENDITURES

	2006-2007 Actuals	2007-2008 Actuals	2008-2009 Actuals	2009-2010 Actuals	2010-2011 Actuals	2011-2012 Actuals	2012-2013 Actuals	2013-2014 Estimate
Revenues*	\$19,666,090	\$18,914,870	\$20,749,576	\$20,174,424	\$20,021,913	\$20,090,933	\$20,228,934	\$20,725,000
Expenditures	\$19,140,396	\$20,148,580	\$19,976,946	\$20,061,052	\$20,259,863	\$20,392,174	\$20,495,742	\$20,434,000

*Revenues do not include prior year surplus amounts

2013-2014 Total Budget \$21,989,026

DISTRIBUTION OF EMPLOYEE SALARIES



Estimated 2013-2014 Total Salaries \$10,758,369

Student/Staff Data

DISTRICT PUBLIC SCHOOL ENROLLMENT				
	Elementary (PreK-4)	Middle	High	Total
2006-2007	607	422	541	1570
2007-2008	587	419	518	1524
2008-2009	602	443	445	1490
2009-2010	604	453	462	1519
2010-2011	570	453	444	1467
2011-2012	554	451	419	1424
2012-2013	569	434	445	1448
2013-2014	570	398	448	1416

AVERAGE DAILY STUDENT ATTENDANCE							
	2006-2007 District	2007-2008 District	2008-2009 District	2009-2010 District	2010-2011 District	2011-2012 District	2012-2013 District
Elem.(1-4)	94.9%	95.0%	93.3%	95.0%	94.6%	95.2%	92.4%
Middle	94.9%	94.8%	92.9%	94.6%	95.1%	95.0%	94.6%
High	91.3%	90.4%	90.4%	93.1%	92.0%	93.0%	92.2%

STUDENT DROPOUT RATE		
	District	NH State Average
2006-2007	6.8%	3.2%
2007-2008	5.0%	2.5%
2008-2009	4.2%	1.7%
2009-2010	1.29%	.97%
2010-2011	2.24%	1.19%
2011-2012	2.61%	1.26%
2012-2013	1.35%	1.29%

PERCENTAGE OF SPECIAL EDUCATION STUDENTS							
	2007-2008	2008-2009	2009-2010	2010-2011	2011-2012	2012-2013	2013-2014
Raymond	19%	19%	17.5%	18.4%	21.02%	18.66%	21.03%
State Average	14.6%	15.2%	9.72%	9.64%	9.45%	10.68%	14.89%

FREE AND REDUCED LUNCH % ELIGIBLE STUDENTS								
	2006-2007	2007-2008	2008-2009	2009-2010	2010-2011	2011-2012	2012-2013	2013-2014
Elementary	25.12%	30.34%	27.05%	33.41%	30.30%	28.33%	30.54%	34.93%
Middle	25.43%	28.88%	32.28%	32.01%	31.79%	35.03%	32.72%	32.66%
High	21.07%	23.55%	21.17%	24.24%	25.45%	23.92%	26.97%	28.13%
District Average (Gr. 1-12)	23.69%	27.4%	26.83%	29.85%	29.19%	29.25%	30.05%	31.80%
State Average (Gr. 1-12)	18.88%	19.45%	20.87%	23.95%	25.65%	26.76%	27.26%	28.27%

Student/Staff Data

OUT-OF-SCHOOL SUSPENSIONS							
	2007-2008	2008-2009	2009-2010	2010-2011	2011-2012	2012-2013	2013-2014
Elementary	19	7	5	23	67	53	17
Middle	63	45	44	90	92	50	30
High	263	140	104	105	128	101	80

IN-SCHOOL SUSPENSIONS							
	2007-2008	2008-2009	2009-2010	2010-2011	2011-2012	2012-2013	2013-2014
Elementary	0	0	0	0	0	0	0
Middle	162	108	80	109	160	95	167
High	519	305	151	284	360	313	235

SCHOOL EXPULSIONS							
	2007-2008	2008-2009	2009-2010	2010-2011	2011-2012	2012-2013	2013-2014
Elementary	0	0	0	0	0	0	0
Middle	0	0	0	0	0	0	0
High	3	0	0	1	1	0	0

TOP FIVE DISCIPLINE VIOLATIONS				
RAYMOND HIGH SCHOOL	2012-2013		2013-2014	
	Insubordination	584	Truancy	231
	Cut Class	202	Insubordination	129
	Cell Phone Violation	155	Out of Bounds	121
	Abusive Language	128	Skip Class	116
	Truancy	95	Tardy	70
	Total Number of All Referrals	1978	Total Number of All Referrals	879
IBER HOLMES GOVE MIDDLE SCHOOL	2012-2013		2013-2014	
	Disruption	237	Disrespect	293
	Defiance/Insubordination	166	Disruption	246
	Inappropriate Language	150	Tardy	144
	Tardy - School	113	Technology Violation	106
	Physical Contact	109	Physical Contact/Aggression	90
	Total Number of All Referrals	1592	Total Number of All Referrals	1262
LAMPREY RIVER ELEMENTARY SCHOOL	2012-2013		2013-2014	
	Inappropriate Contact	127	Inappropriate Contact	105
	Inappropriate Language	92	Inappropriate Behavior	86
	Disruption	50	Defiance	75
	Defiance	49	Disruption	25
	Fighting	39	Inappropriate Language	22
	Total Number of All Referrals	555	Total Number of All Referrals	331

Student/Staff Data

SAT MEAN SCORES															
	2009-2010			2010-2011			2011-2012			2012-2013			2013-2014		
	52 Tests Taken in Raymond			60 Tests Taken In Raymond			48 Tests Taken In Raymond			42 Tests Taken In Raymond			59 Tests Taken In Raymond		
	Critical Reading	Math	Writing	Critical Read- ing	Math	Writing	Critical Reading	Math	Writing	Critical Reading	Math	Writing	Critical Reading	Math	Writing
State Average	501	515	493	523	525	511	496	514	488	496	514	488	N/A	N/A	N/A
Raymond	502	515	501	540	535	520	517	506	516	522	522	492	533	543	506
Raymond Low	280	330	230	350	280	300	330	310	350	350	270	330	380	350	340
Raymond High	730	700	770	760	740	770	730	780	710	720	740	400	760	770	720

POST-GRADUATE STUDENT PLACEMENT								
	2006-2007	2007-2008	2008-2009	2009-2010	2010-2011	2011-2012	2012-2013	2013-2014*
4-Year Programs	65.3%	34.2%	34.0%	33.3%	40.9%	38.6%	36.1%	34.5%
Less than 4-Year Programs	27.6%	31.6%	23.4%	21.6%	22.7%	25.3%	26.7%	24.1%
Returning for post -graduate study	1.0%	0.0%	0.0%	0.0%	0.0%	0.0%	0.0%	0.0%
Employed	5.1%	29.8%	34.0%	40.5%	30.0%	34.9%	34.9%	31.0%
Armed Forces	0.0%	4.4%	4.3%	2.7%	0.9%	1.2%	1.2%	2.3%
Unemployed	0.0%	0.0%	0.0%	0.9%	5.5%	0.0%	1.2%	6.9%
Unaccounted For	1.0%	0.0%	4.3%	0.9%	0.0%	0.0%	0.0%	1.1%

**Reported*

AVERAGE PROFESSIONAL DEVELOPMENT DAYS USED PER TEACHER						
	2008- 2009	2009- 2010	2010- 2011	2011- 2012	2012- 2013	2013- 2014
Elementary	2.4	3.6	3.6	4.0	3.0	4.0
Middle	3.6	4.3	3.4	3.0	3.8	4.7
High	3.7	2.7	4.0	3.9	7.0	3.4

2013-2014 TEACHER EDUCATIONAL ATTAINMENT			
	# of Teachers	% Bachelor Degree	% Master Degree +
Raymond	111.3	42.6%	57.4%
State Total	14,457.4	42.2%	57.5%

2013-14 Assessment Testing

Fall 2013 Reading and Math NECAP Testing

The NECAP tests are state-mandated assessments given twice this past year. The fall assessments tested students in grades 3-8 and 11. Results are received by the District later in the year and reviewed by our Data Team. We use this data to formulate our next steps in helping each individual student in reaching their growth targets.

This was the last year of fall NECAPS, as the State moves forward with the Smarter Balanced Assessments, which we piloted this year. Smarter Balanced Assessments will provide results shortly after testing for use in evaluating student growth. For the time being, NECAPS will still be taken in the spring as the assessment for science in grades 4, 8, and 11.

- Grade 5 showed an 11-point gain in proficient or higher in reading, a 4-point gain in proficient or higher in math, and a 24-point gain in proficient or higher in writing.
- Grade 7 showed a 12-point gain in proficient or higher in reading and a 13-point gain in proficient or higher in math.
- Grade 11 showed a 4-point gain in proficient or higher in reading and a 21-point gain in proficient or higher in writing.
- Grades 7 and 8 percentage of students proficient with distinction in reading surpassed the state average.
- Grades 3 and 7 percentage of students proficient with distinction in math matched or exceeded the state average.
- Grade 8 percentage of students proficient with distinction in writing matched the state average.

2013 NWEA Testing

NWEA (Northwest Evaluation Association) benchmark testing is done in the middle of the year and at the end of the year in grades K-8. Results are immediate and are helpful in identifying challenge areas, as well as strengths, for students.

- Grades 1, 2, 4, 5, and 7 students had the highest percentage of students meeting or exceeding target growth in math in the 4 years tracking growth.
- Grades 2, 5, 6, and 7 students had the highest percentage of students meeting or exceeding target growth in reading in the 4 years of tracking growth.
- 76.1% of grade 7 students met or exceeded target growth in reading, which is the best performance in our 4-year history.

Assessment Data — NECAP Proficiency

Grade 3	Reading				Math			
	% Proficient w/ Distinction	% Proficient	% Partially Proficient	% Substantially Below Proficient	% Proficient w/ Distinction	% Proficient	% Partially Proficient	% Substantially Below Proficient
Fall of:								
2005	10	54	23	14	10	51	21	18
2006	10	55	20	15	15	47	27	11
2007	18	58	16	8	22	54	12	13
2008	21	60	9	10	20	44	23	13
2009	21	57	16	6	29	48	14	9
2010	12	63	15	9	24	52	20	4
2011	21	53	18	8	34	45	11	9
2012	10	57	22	11	20	50	21	9
2013	19	57	15	9	24	45	20	10
State 2013	21	56	14	9	24	46	18	12

Assessment Data — NECAP Proficiency

Grade 4	Reading				Math			
Fall of:	% Proficient w/ Distinction	% Proficient	% Partially Proficient	% Substantially Below Proficient	% Proficient w/ Distinction	% Proficient	% Partially Proficient	% Substantially Below Proficient
2005	5	63	16	15	9	39	33	19
2006	14	59	20	7	5	54	32	10
2007	14	44	28	14	9	44	26	21
2008	20	58	14	9	22	45	18	15
2009	10	67	16	7	22	51	20	6
2010	17	54	23	5	25	45	17	13
2011	17	57	19	8	26	49	16	10
2012	22	50	17	11	25	46	19	10
2013	13	56	21	10	17	55	16	11
State 2013	23	52	17	9	27	46	16	11

Grade 5	Reading				Math				Writing			
Fall of:	% Proficient w/ Distinction	% Proficient	% Partially Proficient	% Substantially Below Proficient	% Proficient w/ Distinction	% Proficient	% Partially Proficient	% Substantially Below Proficient	% Proficient w/ Distinction	% Proficient	% Partially Proficient	% Substantially Below Proficient
2005	3	43	31	23	2	23	24	51	6	24	41	29
2006	4	62	21	14	13	40	21	26	5	42	28	24
2007	6	48	29	17	10	43	22	25	6	26	38	31
2008	4	61	22	13	4	51	25	20	14	30	38	17
2009	9	73	10	8	24	41	16	19	NA	NA	NA	NA
2010	12	54	24	9	14	50	21	15	12	32	47	9
2011	8	57	28	7	16	48	22	14	5	37	43	15
2012	9	53	31	8	18	45	17	20	9	31	39	20
2013	10	63	18	8	18	49	17	15	13	51	22	13
State 2013	20	59	17	5	21	52	15	12	16	46	28	10

Assessment Data - NECAP Proficiency

Grade 6	Reading				Math			
Fall of:	% Proficient w/ Distinction	% Proficient	% Partially Proficient	% Substantially Below Proficient	% Proficient w/ Distinction	% Proficient	% Partially Proficient	% Substantially Below Proficient
2005	13	43	26	18	5	39	25	31
2006	15	52	23	10	8	43	22	27
2007	6	70	17	8	17	37	25	21
2008	1	56	34	9	10	46	26	18
2009	5	70	15	10	13	48	22	17
2010	16	60	15	10	18	49	18	15
2011	13	59	22	7	18	52	14	15
2012	20	58	19	3	28	44	15	14
2013	14	55	24	7	19	43	21	17
State 2013	20	57	16	7	25	45	15	15

Grade 7	Reading				Math			
Fall of:	% Proficient w/ Distinction	% Proficient	% Partially Proficient	% Substantially Below Proficient	% Proficient w/ Distinction	% Proficient	% Partially Proficient	% Substantially Below Proficient
2005	6	56	27	11	7	49	24	20
2006	13	59	22	6	15	51	15	19
2007	11	60	22	7	4	43	29	24
2008	17	65	13	5	16	50	19	15
2009	18	65	16	2	20	51	22	6
2010	17	61	18	5	12	55	25	7
2011	29	53	14	4	25	43	25	7
2012	30	42	22	6	16	54	19	11
2013	23	61	14	2	30	53	13	5
State 2013	19	56	18	7	27	42	17	15

Assessment Data—NECAP Proficiency

Grade 8	Reading				Math				Writing			
Fall of:	% Proficient w/ Distinction	% Proficient	% Partially Proficient	% Substantially Below Proficient	% Proficient w/ Distinction	% Proficient	% Partially Proficient	% Substantially Below Proficient	% Proficient w/ Distinction	% Proficient	% Partially Proficient	% Substantially Below Proficient
2005	3	41	30	26	6	35	21	38	2	32	45	22
2006	10	50	31	8	5	51	25	18	9	47	32	12
2007	12	60	17	11	13	49	18	19	6	48	36	10
2008	8	50	28	14	4	51	18	27	3	38	43	16
2009	14	56	25	6	15	44	21	20	NA	NA	NA	NA
2010	23	47	27	3	11	45	29	15	11	46	35	9
2011	21	64	13	2	17	52	23	7	3	57	36	5
2012	28	53	17	3	22	46	15	17	14	53	29	5
2013	25	50	21	5	19	50	21	11	6	43	44	8
State 2013	25	53	16	6	21	43	20	16	6	51	33	10

Grade 11	Reading				Math				Writing			
Fall of:	% Proficient w/ Distinction	% Proficient	% Partially Proficient	% Substantially Below Proficient	% Proficient w/ Distinction	% Proficient	% Partially Proficient	% Substantially Below Proficient	% Proficient w/ Distinction	% Proficient	% Partially Proficient	% Substantially Below Proficient
2007	11	55	15	20	2	20	31	47	1	31	47	22
2008	11	54	22	13	0	25	24	52	1	35	55	9
2009	20	47	24	10	2	28	35	35	10	51	35	4
2010	15	43	24	18	0	24	30	46	0	34	54	12
2011	25	42	16	16	2	27	33	37	0	36	57	7
2012	25	49	20	6	1	39	29	31	2	28	59	10
2013	29	49	15	8	2	25	35	38	7	44	45	5
State 2013	34	43	14	9	3	33	27	36	8	46	42	4



Our 2014 Graduates - Where are they going?

College of the Holy Cross
 Eastern Nazarene
 Empire Beauty School
 Endicott College
 Franklin Pierce University
 Great Bay Community College
 Keene State College
 Lesley University
 Manchester Community College
 New England College
 New Hampshire Technical Institute
 North Shore Community College
 Northeastern University
 Rivier University
 Rochester Institute of Technology
 Salem State University
 Southern New Hampshire University
 U.S. Army
 Union College
 Unity College
 Universal Technical Institute
 University of New Hampshire

Raymond School District
 School District Newsletter
 43 Harriman Hill Road
 Raymond, NH 03077

NON-PROFIT ORG.
 CARR-RT
 U.S. POSTAGE
PAID
 PERMIT NO. 10
 RAYMOND, NH 03077

Raymond School District Newsletter

POSTAL PATRON