

# Raymond School District

## 2012-2013 Annual Report Card



### School Board

John H. Harmon Chair  
Kelly Lehman, Vice Chair  
Daniel F. Chouinard, Secretary  
Stephen P. Reardon  
Tina M. Thomas

### Administration

Ellen Small, Administrator in Charge of Superintendent Services  
Ron Brickett, Business Administrator  
Mary Ellen Pantazis, Special Education Director  
Open, Raymond High School Principal  
Timothy Hodgdon, Raymond High School Assistant Principal  
Robert Bickford, Iber Holmes Gove Middle School Principal  
Mike Chouinard, Iber Holmes Gove Middle School Assistant Principal  
Daniel LeGallo, Lamprey River Elementary School Principal  
Alice Jette, Lamprey River Elementary School Assistant Principal  
Mary Kate Hartwell, Curriculum Coordinator  
Bailey Rigg, Technology Director  
Judith DiNatale, Food Service Director  
Todd Ledoux, Facilities Director

*An Equal Opportunity Employer. The District shall not discriminate in its education programs, activities, or employment practices on the basis of race, color, national origin, age, sex, sexual orientation, religion, or handicap under the provisions of Title VI of the Civil Rights Act of 1964, the Age Discrimination Act of 1967, Title IX of the Education Amendment of 1972, and Section 504 of the Rehabilitation Act of 1973. Any person having inquiries concerning the District's compliance with the regulations implementing these laws may contact the Superintendent of Schools.*

## Superintendent's Message

---

What a busy and exciting year this has been for our students! We started out with a hurricane, endured many snow storms, and ended with hot, steamy weather. It has been a year of many changes just like these extremes in the weather: the Common Core, safety, and grading were some of our priorities this year.

The Common Core is a chance to update our curriculum with new standards that emphasize rigor and deep understanding so that students are able to analyze, evaluate, apply and create. How wonderful that the implementation of the Common Core begins this year as we transition to Standards Based Grading! After four years of research, reading and planning, we are ready to provide parents and students with a meaningful and relevant record of learning. Safety is a top priority for all of us. A safety review was done early in the year that showed we have safety measures in place in all of our buildings. We will continue to evaluate and update as needed.

In addition, the Raymond community should be so proud of our students and staff: they volunteer their time; collect food, coats, and money for charities; take part in advanced courses and enrichment activities; take part in a wide variety of learning experiences; and care about others. These are just a few of the things you will read about in our annual report card. It is my pleasure to serve the Raymond School District.

- Ellen Small

*The Mission of the Raymond School District is to ensure high levels of learning for all.  
Through innovation and collaboration with our community,  
we will encourage and challenge each student with a rigorous and relevant program.*

## The Year in Review

---

### **September**

- LRES PTO hosted "Night Under the Stars" - a fun family night.
- RHS Homecoming Pep Rally, parade, and games!
- RHS Band participated in the Town of Raymond's September 11th Remembrance Ceremony on the Town Common.
- RHS Bring Your Own Device began with 23 teachers participating.
- LRES students harvested their community garden.

### **October**

- The Family Engagement Action Team (FEAT) sponsored a Literacy Book Bash. This was a fun and educational Friday evening, featuring guest authors and readers, roving literacy characters, a poetry corner, and a book swap. This event was open to all Raymond students. About 260 children attended!
- Schools celebrated Red Ribbon Week, which is the oldest and largest drug prevention campaign in the country. Through this campaign, communities and individuals commit to drug prevention and education for children and a personal commitment to live drug-free lives.
- Staff raised \$350 through a jeans day fundraiser toward breast cancer awareness.
- 6th grade students spent a spectacular week of science-related activities at Nature's Classroom on the coast of Maine.
- IHGMS School Nurse Monique Gauthier pursued a plan to provide Raymond schools with a total of six epi-pens for emergency use.
- Schools kicked off their anti-bullying programs. LRES students walked to the Town Common to talk together about bullying prevention. Mr. Rich from Youth Beatz, along with Raymond Police, were part of a community event at IHGMS to talk with parents about the legal issues surrounding bullying. And RHS students participated in a "Mix It Up Lunch," which provided students with the opportunity to meet, talk, and eat lunch with different groups of students.

## November

- The District website was revamped and our new District logo was revealed. The new logo, designed by IHGMS' Sandra Bowles, incorporates a ram for RHS and IHGMS and a frog for LRES.
- IHGMS was awarded grant funding to become part of USDA's Fresh Fruit and Vegetable Program. This program allowed the school to provide an extra serving of fresh fruits or vegetables to all students at a non-meal time during the school day.
- LRES and RHS students collected non-perishables for the food bank. IHGMS students raised money with the Exeter Chamber to purchase new coats and mittens for Raymond area children.
- Boys and girls soccer teams made it to the playoffs this season and girls soccer made it to the final four.
- The RHS Math Team took 2nd Place at the Southeastern Conference Math League.
- IHGMS teachers Coleen Bridle and Rebecca Sharrow presented at the Christa McAuliffe Technology Conference about the use of technology in our classrooms.
- A "Wall of Thanks" was created at IHGMS to commemorate Veterans Day. Staff and students shared photos of friends and relatives who served in the military.
- LRES and Raymond Rotary collected gently used winter coats for their Annual Coat Drive/Swap. Coats were distributed to families in mid-November.



7th grade students constructed robots in math class. The project involved taking measurements to calculate surface area and setting up and solving equations to determine material needed for coverage.



## December

- The LRES PTO sponsored the Artist in Residence, welcoming Mr. Rich from Youth Beatz back to the school to work with students and prepare for an evening presentation to parents.
- The RHS Band participate in Wreaths Across America. Wal-Mart filled a caravan of 18-wheelers with holiday wreaths to be laid at the foot of veterans' headstones at Arlington Cemetery and other sites along the way.
- LRES classrooms took part in "The Joy of Giving" project. Approximately 370 non-perishables were collected and donated to the Raymond Food Pantry.
- The IHGMS 7th and 8th Grade Chorus visited LRES to present holiday music during an assembly for students. IHGMS Band and Chorus had their first concert of the year and also gave a presentation to a local nursing home. The Raymond Singers and the RHS concert Band presented the Annual Raymond High School Winter Concert.
- IHGMS teacher Jim White was honored at an awards dinner for semi-finalist Teacher of the Year.
- RHS students attended STAND UP 2012, joining other students and teachers from across Massachusetts, New Hampshire, and Rhode Island for a one-day program to take a stand against all forms of bullying.

## January

- Youth Action Groups put together a video titled "What does prevention look like to you?" The video was entered into a Substance Abuse and Mental Health Services contest.
- RCFY held Project Safeguard for 7th grade students, sponsored by Wal-Mart and I.C. Reed. Project Safeguard is an information day about drug use, dangers of alcohol, healthy relationships, internet safety, and healthy decision-making.
- Three RHS students were selected to perform in the 2013 Uncacoonuc Mountain Music Festival.
- LRES students published their first "21st Century Times" student newspaper.
- The RHS Children's Literature class visited LRES to share their stories with students and teachers.
- Raymond Police joined school administrators to complete a safety assessment of each school building.
- IHGMS teachers Pat Popieniek, Rebecca Sharrow, and Coleen Bridle were asked to present at the New England League of Middle Schools Annual Conference regarding the "Bring Your Own Device" program.



## February

- The Family Engagement Action team (FEAT) held the third annual Math and Literacy Night, open to all students.
- IHGMS held an anti-bullying assembly featuring Youth Beatz and students took part in a "Mix It Up Lunch."
- IHGMS Student Council ran their Pennies for Patients drive to benefit the Leukemia and Lymphoma Society and raised \$808.23!
- Staff from all around the District took the "Penguin Plunge" and dove into the icy waters at Hampton Beach to raise money toward a Raymond Special Olympics team. Raymond School District won the Snares Flock Award as the flock who made an exceptional contribution to the Plunge through their spirit, loyalty, and fundraising. The team of 18 raised \$10,000!
- RHS boys basketball reached the playoffs and our RHS gymnast competed in the New England Gymnastics Competition.

## March

- RHS students and staff took part in Challenge Night. This event was comprised of a series of activities to build trust and empathy in an environment where everyone can feel valued, safe, and supportive. The program is design to empower students to take more responsibility for their school and their learning.
- 12th Annual Monster Concerts! The Monster Choral Concert and the Monster Instrumental Concert featured all of the District's performing groups, representing musicians in grades 3-12.
- 5th grade celebrated Dr. Seuss Day, inviting parents and family in to read to students.
- IHGMS student winners were named for the Voter Information Project Essay Contest. This year's challenge was to write a persuasive essay for or against voter identification laws.
- 4th grade students visited the State House and the History Museum in Concord. Some were even able to meet Governor Maggie Hassan. At the State House, students also met with Raymond's State Representatives, Mr. Kappler and Mrs. Hoelzel.
- IHGMS Youth Action students participated in a Flash Mob as part of the anti-smoking campaign National Kick Butts Day.
- The RHS LifeSmarts Team came in second place as the State Finalists for the 2013 LifeSmarts competition. LifeSmarts is a consumer knowledge competition designed for high school students, concentrating on personal finance, health and safety, environmental technology, and consumer rights and responsibilities.
- LRES students treated to an assembly sponsored by their PTO, "The Circle of Life" - a motivation/character-building program.
- RHS Guidance Counselor Sue Puchacz was chosen the New Hampshire High School Guidance Counselor of the Year!

## April

- RHS Spirit Week! Academic Challenges, Hallway Decorating Contest, lunch and after-school competitions, a kick-off dance, and a week-long Penny Drive.
- JAG students did some community service at the Manchester Food bank as part of their Career Association's commitment to promotion civic awareness. They helped pack bags for the food bank's Backpack Program.
- 7th and 8th grade students were able to attend a Career Fair featuring 18 area businesses, 22 representatives, and 1 dog. Students were able to attend a 20-minute class presentation on each of two careers of their choice.
- Junior Lego League and Lego League students celebrated their third season with the Annual Lego Education Expo: Lego 2063.
- Internet Safety training for teachers held, led by Raymond Police Department.
- FEAT held their Science and Technology Night.
- Instrumental and Chorus Monster Concerts - Concerts showcasing the talents of our musical students.



Special  
Olympics  
Torch Run



Odiorne State Park Photo Shoot



## May

- IHGMS Band Director Cathy St. Onge was named the 2013 NH Young Band Director!
- Raymond students participated in the running of the Special Olympics Torch. The Olympians carried the torch from the Candia Police Station to the Raymond town line. Six middle and high school athletes competed in the Track and Field at the NH Summer Games at UNH at the end of May.
- RHS seniors traveled to New York and New Jersey for their Senior Class Trip.
- The LRES Building Committee held a public forum to discuss options for the building with the community.
- Raymond's 21st Century After School Program was featured on NH Chronicle.
- RHS Drama Club held their year-end production of *Yearbook*, a play about how the yearbook staff overcame their fears during the past year. The play gave an insider's look at the students' lives as they ended the school year.
- RHS photography students spent a day at Odiorne State Park for some scenic picture-taking.
- RHS International Club students held their annual international dinner night to honor the work the members do each year to earn money for worthy causes.
- RHS students who attended Challenge Night followed up with a team-building day at Camp Lincoln.
- RHS students participated in the NH State Seat Belt Challenge - a way to keep students aware of the necessity of seat belts.
- RHS POPS Dinner held, featuring both past and present Raymond students, Raymond citizens, and staff.
- LRES students visited Strawberry Banke to learn about what it was like arriving in America as an immigrant and to tour the first New Hampshire settlement.
- IHGMS students took their annual Freedom Trail field trip in Boston and visited some of the sites of the Revolution.
- The Standards Based Grading Committee held a Parent Information Night to talk about the purpose of standards-based grading, the benefits, and how it is different than traditional grading.
- 8th grade students took a class trip to Washington D.C.

## June

- Class Officers voted in for 2013-14. RHS Student Council member met with 8th grade students to talk with them about the responsibilities of RHS Class Leadership.
- RHS Recognition Assembly acknowledged students for all their hard work throughout the year as part of clubs and committees and for special achievements.
- Annual Wellness Fair held for all District employees.
- RHS baseball and softball made the playoffs this spring.
- FEAT production *Razzmatazz!* Two successful performances were held of this kid-friendly musical, created and directed by RHS drama coach Bob Gagnon. Cast biographies were written by the students writers of the LRES *21st Century Times*.
- Youth Groups through RCFY created a drug prevention video shown at O'Neil Cinema in Epping.
- RHS students built new train platforms at the Raymond Historical Society.
- RHS science students visited Canobie Lake Park for Physics Day, where they explored hands-on physical principles using real-world examples throughout the park.
- 7th grade students enjoyed a whale watch.
- Five RHS seniors were named New Hampshire Scholars and were honored in Concord.
- The first meeting toward establishing a Raymond Education Foundation was held.
- 81 Seniors graduated!

## **2012-2013 Assessment Testing**

### Fall 2012 Reading and Math NECAP Testing

The NECAP tests are state-mandated assessment tests given twice a year. The fall assessments tested students in grades 3-8 and grade 11. Results are received by the District later in the year and reviewed by our Data Team. We use this data to formulate our next steps in helping each individual student in reaching their growth targets.

- This year's Math and Reading NECAP testing resulted in the highest percentage of students scoring proficient since the NECAP testing started.
- 11th grade matched the state average in reading.
- 5th grade to 6th grade showed a 13 point gain in reading.
- 4th grade to 5th grade showed a 12 point decrease in reading.
- 7th, 8th, and 11th grade math is ahead of the state average.
- 4th to 5th grade showed and 11 point decrease in math.
- 5th grade to 6th grade showed an 8 point gain in math.

In order to increase our students' success on NECAP testing, we continue to take several steps, including improving proctoring of tests, creating small groups for special needs students for the NECAP tests, developing action plans for each grade level to address assessment testing concerns, and team teaching between special education teachers and regular education teachers. Goal sheets will go home with all K-8 students for the 2013-14 school year. The high school will use Naviance for their goal setting with students.

### NWEA Testing

NWEA (Northwest Evaluation Association) benchmark testing is done in the middle of the year and at the end of the year in grades K-8. Results are immediate and are helpful in identifying challenge areas for students, as well as strengths.

- Grade 2 and grade 7 have three consecutive years of growth in reaching student target growths in reading.
- Grade 2 and Grade 8 have three years of growth in reaching student target growths in math.
- All grade levels but one exceeded the norms in 2013 in both math and reading.
- 2013 results showed the best scores yet for 4th, 7th, and 8th grade in math.

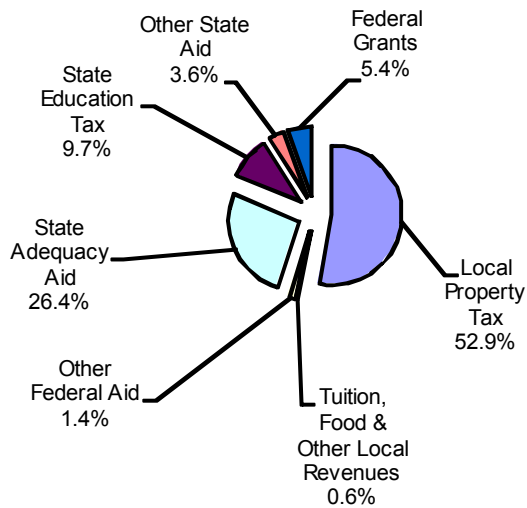
### USA Test Prep

USA Test Prep is a benchmark assessment program used at the high school level not only in preparation for NECAP and SAT tests but also, similar to NWEA testing, to identify challenges and strengths at an individual level.

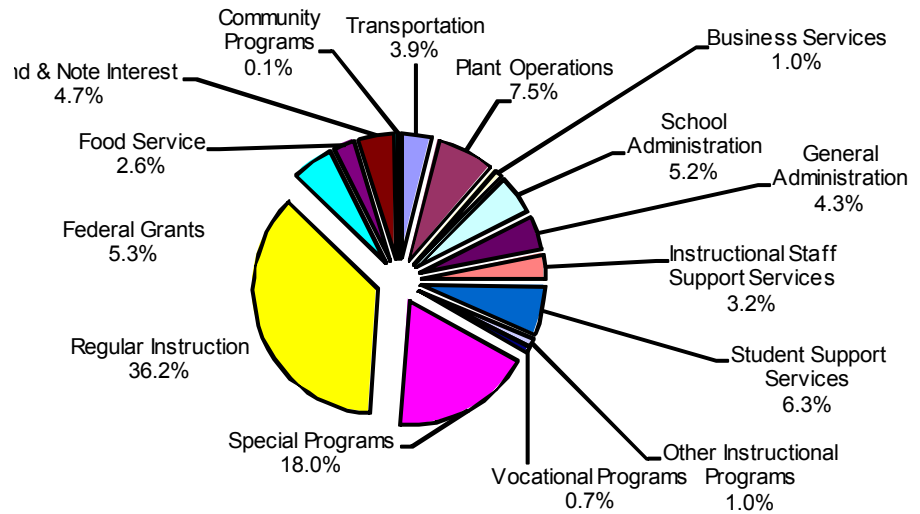
- All post tests in math and reading show improvement.
- 9th grade math improved from 35% of students in top half to 51%.
- 10th grade math improved from only 18% at the top level to 27%.
- Physical science scores improved from 5% at the top level to 21%.
- 11th grade chemistry went from 13% at the top level to 31%.

# Financial Data

## SOURCES OF REVENUE



## DISTRIBUTION OF EXPENSES



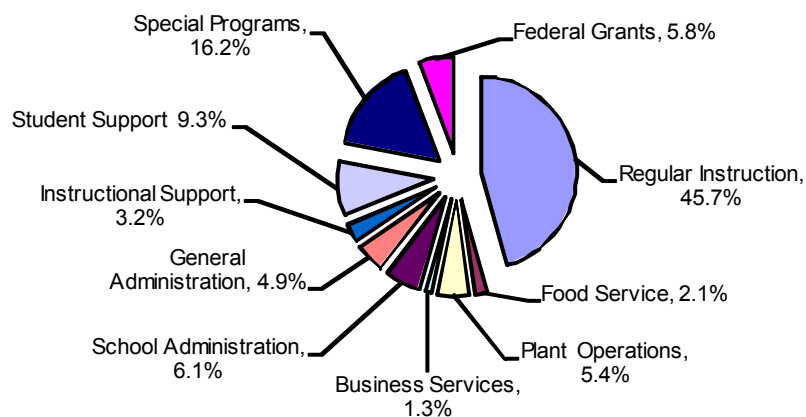
## COMPARISON OF GENERAL FUND REVENUES AND EXPENDITURES

	2006-2007 Actuals	2007-2008 Actuals	2008-2009 Actuals	2009-2010 Actuals	2010-2011 Actuals	2011-2012 Actuals	2012-2013 Estimate
<b>Revenues*</b>	\$19,666,090	\$18,914,870	\$20,749,576	\$20,174,424	\$20,021,913	\$20,090,933	\$20,346,529
<b>Expenditures</b>	\$19,140,396	\$20,148,580	\$19,976,946	\$20,061,052	\$20,259,863	\$20,392,174	\$20,325,000

\*Revenues do not include prior year surplus amounts

**2012-2013 Total Budget \$21,899,316**

## DISTRIBUTION OF EMPLOYEE SALARIES



**Estimated 2012-13 Total Salaries \$10,924,929**

# Student/Staff Data

DISTRICT PUBLIC SCHOOL ENROLLMENT				
	Elementary (PreK-4)	Middle	High	Total
2006-2007	607	422	541	1570
2007-2008	587	419	518	1524
2008-2009	602	443	445	1490
2009-2010	604	453	462	1519
2010-2011	570	453	444	1467
2011-2012	554	451	419	1424
2012-2013	569	434	445	1448

AVERAGE DAILY STUDENT ATTENDANCE						
	2006-07 District	2007-08 District	2008-09 District	2009-2010 District	2010-2011 District	2011-2012 District
Elem.(1-4)	94.9%	95.0%	93.3%	95.0%	94.6%	95.2%
Middle	94.9%	94.8%	92.9%	94.6%	95.1%	95.0%
High	91.3%	90.4%	90.4%	93.1%	92.0%	93.0%

FREE AND REDUCED LUNCH % ELIGIBLE STUDENTS							
	2006-2007	2007-2008	2008-2009	2009-2010	2010-2011	2011-2012	2012-2013
Elementary	25.12%	30.34%	27.05%	33.41%	30.30%	28.33%	30.54%
Middle	25.43%	28.88%	32.28%	32.01%	31.79%	35.03%	32.72%
High	21.07%	23.55%	21.17%	24.24%	25.45%	23.92%	26.97%
District Average (Gr. 1-12)	23.69%	27.4%	26.83%	29.85%	29.19%	29.25%	30.05%
State Average (Gr. 1-12)	18.88%	19.45%	20.87%	23.95%	25.65%	26.76%	27.26%

STUDENT DROPOUT RATE		
	District	NH State Average
2006-2007	6.8%	3.2%
2007-2008	5.0%	2.5%
2008-2009	4.2%	1.7%
2009-2010	1.29%	.97%
2010-2011	2.24%	1.19%
2011-2012	2.61%	1.26%

SCHOOL EXPULSIONS						
	2007-08	2008-09	2009-10	2010-11	2011-12	2012-13
Elementary	0	0	0	0	0	0
Middle	0	0	0	0	0	0
High	3	0	0	1	1	0

PERCENTAGE OF SPECIAL EDUCATION STUDENTS						
	2007-08	2008-09	2009-10	2010-11	2011-12	2012-13
Raymond	19%	19%	17.5%	18.4%	21.02%	18.66%
State Average*	14.6%	15.2%	9.72%	9.64%	9.45%	10.68%



## Student/Staff Data

OUT-OF-SCHOOL SUSPENSIONS						
	2007-08	2008-09	2009-10	2010-11	2011-12	2012-13
Elementary	19	7	5	23	67	53
Middle	63	45	44	90	92	50
High	263	140	104	105	128	101

IN-SCHOOL SUSPENSIONS						
	2007-08	2008-09	2009-10	2010-11	2011-12	2012-13
Elementary	0	0	0	0	0	0
Middle	162	108	80	109	160	95
High	519	305	151	284	360	313

TOP FIVE DISCIPLINE VIOLATIONS				
RAYMOND HIGH SCHOOL	2011-2012		2012-2013	
	Cut Class	325	Insubordination	584
	Truancy	310	Cut Class	202
	Insubordination	193	Cell Phone Violation	155
	Cell Phone Violation	139	Abusive Language	128
	Abusive Language	108	Truancy	95
	Total Number of All Referrals	2042	Total Number of All Referrals	1978
IBER HOLMES GOVE MIDDLE SCHOOL	2011-2012		2012-2013	
	Defiance/Insubordination	308	Disruption	237
	Disruption	242	Defiance/Insubordination	166
	Defiance	198	Inappropriate Language	150
	Inappropriate Language	152	Tardy - School	113
	Inappropriate Behavior	124	Physical Contact	109
	Total Number of All Referrals	1766	Total Number of All Referrals	1592
LAMPREY RIVER ELEMENTARY SCHOOL	2011-2012		2012-2013	
	Inappropriate Contact	133	Inappropriate Contact	127
	Inappropriate Language	69	Inappropriate Language	92
	Inappropriate Behavior	58	Disruption	50
	Defiance	48	Defiance	49
	Threatening	35	Fighting	39
	Total Number of All Referrals	529	Total Number of All Referrals	555

## Student/Staff Data

SAT MEAN SCORES															
	2008-2009			2009-2010			2010-2011			2011-2012			2012-2013		
	68 Tests Taken in Raymond			52 Tests Taken in Raymond			60 Tests Taken In Raymond			48 Tests Taken In Raymond			42 Tests Taken In Raymond		
	Critical Reading	Math	Writing	Critical Reading	Math	Writing	Critical Read- ing	Math	Writing	Critical Reading	Math	Writing	Critical Reading	Math	Writing
State Average	502	515	494	501	515	493	523	525	511	496	514	488	N/A	N/A	N/A
Raymond	505	494	483	502	515	501	540	535	520	517	506	516	522	522	492
Raymond Low	310	290	310	280	330	230	350	280	300	330	310	350	350	270	330
Raymond High	700	700	680	730	700	770	760	740	770	730	780	710	720	740	400

POST-GRADUATE STUDENT PLACEMENT							
	2006-2007	2007-2008	2008-2009	2009-2010	2010-2011	2011-2012	2012-2013
4-Year Programs	65.3%	33.9%	34.0%	33.3%	40.9%	44.7%	39.5%
Less than 4-Year Programs	27.6%	32.1%	23.4%	21.6%	22.7%	27.6%	25.9%
Employment	5.1%	31.4%	34.0%	40.5%	30.0%	26.3%	32.0%
Armed Forces	0.0%	2.5%	4.3%	2.7%	0.9%	1.3%	1.23%
Unaccounted For	1.0%	0.0%	4.3%	0.9%	5.5%	0.0%	1.23%

AVERAGE PROFESSIONAL DEVELOPMENT DAYS USED PER TEACHER					
	2008- 2009	2009- 2010	2010- 2011	2011- 2012	2012- 2013
Elementary	2.4	3.6	3.6	4.0	3.0
Middle	3.6	4.3	3.4	3.0	3.8
High	3.7	2.7	4.0	3.9	7.0

2012-2013 TEACHER EDUCATIONAL ATTAINMENT			
	# of Teachers	% Bachelor Degree	% Master Degree +
Raymond	114.3	45.5%	55.5%
State Total	14,584.0	43.3%	56.4%

## Assessment Data — NECAP Proficiency

Grade 3	Reading				Math			
Fall of:	% Proficient w/ Distinction	% Proficient	% Partially Proficient	% Substantially Below Proficient	% Proficient w/ Distinction	% Proficient	% Partially Proficient	% Substantially Below Proficient
2005	10	54	23	14	10	51	21	18
2006	10	55	20	15	15	47	27	11
2007	18	58	16	8	22	54	12	13
2008	21	60	9	10	20	44	23	13
2009	21	57	16	6	29	48	14	9
2010	12	63	15	9	24	52	20	4
2011	21	53	18	8	34	45	11	9
2012	10	57	22	11	20	50	21	9
State 2012	18	60	15	7	25	49	17	9

Grade 4	Reading				Math			
Fall of:	% Proficient w/ Distinction	% Proficient	% Partially Proficient	% Substantially Below Proficient	% Proficient w/ Distinction	% Proficient	% Partially Proficient	% Substantially Below Proficient
2005	5	63	16	15	9	39	33	19
2006	14	59	20	7	5	54	32	10
2007	14	44	28	14	9	44	26	21
2008	20	58	14	9	22	45	18	15
2009	10	67	16	7	22	51	20	6
2010	17	54	23	5	25	45	17	13
2011	17	57	19	8	26	49	16	10
2012	22	50	17	11	25	46	19	10
State 2012	22	56	15	7	30	47	15	8

Grade 5	Reading				Math				Writing			
Fall of:	% Proficient w/ Distinction	% Proficient	% Partially Proficient	% Substantially Below Proficient	% Proficient w/ Distinction	% Proficient	% Partially Proficient	% Substantially Below Proficient	% Proficient w/ Distinction	% Proficient	% Partially Proficient	% Substantially Below Proficient
2005	3	43	31	23	2	23	24	51	6	24	41	29
2006	4	62	21	14	13	40	21	26	5	42	28	24
2007	6	48	29	17	10	43	22	25	6	26	38	31
2008	4	61	22	13	4	51	25	20	14	30	38	17
2009	9	73	10	8	24	41	16	19	NA	NA	NA	NA
2010	12	54	24	9	14	50	21	15	12	32	47	9
2011	8	57	28	7	16	48	22	14	5	37	43	15
2012	9	52	31	8	18	45	17	20	9	31	39	20
State 2012	19	58	17	5	26	48	14	12	15	43	34	9

## Assessment Data - NECAP Proficiency

---

Grade 6	Reading				Math			
Fall of:	% Proficient w/ Distinction	% Proficient	% Partially Proficient	% Substantially Below Proficient	% Proficient w/ Distinction	% Proficient	% Partially Proficient	% Substantially Below Proficient
2005	13	43	26	18	5	39	25	31
2006	15	52	23	10	8	43	22	27
2007	6	70	17	8	17	37	25	21
2008	1	56	34	9	10	46	26	18
2009	5	70	15	10	13	48	22	17
2010	16	60	15	10	18	49	18	15
2011	13	59	22	7	18	52	14	15
2012	20	58	19	3	28	44	15	14
State 2012	18	61	15	6	29	45	14	13

Grade 7	Reading				Math			
Fall of:	% Proficient w/ Distinction	% Proficient	% Partially Proficient	% Substantially Below Proficient	% Proficient w/ Distinction	% Proficient	% Partially Proficient	% Substantially Below Proficient
2005	6	56	27	11	7	49	24	20
2006	13	59	22	6	15	51	15	19
2007	11	60	22	7	4	43	29	24
2008	17	65	13	5	16	50	19	15
2009	18	65	16	2	20	51	22	6
2010	17	61	18	5	12	55	25	7
2011	29	53	14	4	25	43	25	7
2012	30	42	22	6	16	54	19	11
State 2012	20	57	17	7	27	42	17	14

## Assessment Data—NECAP Proficiency

Grade 8	Reading				Math				Writing			
Fall of:	% Proficient w/ Distinction	% Proficient	% Partially Proficient	% Substantially Below Proficient	% Proficient w/ Distinction	% Proficient	% Partially Proficient	% Substantially Below Proficient	% Proficient w/ Distinction	% Proficient	% Partially Proficient	% Substantially Below Proficient
2005	3	41	30	26	6	35	21	38	2	32	45	22
2006	10	50	31	8	5	51	25	18	9	47	32	12
2007	12	60	17	11	13	49	18	19	6	48	36	10
2008	8	50	28	14	4	51	18	27	3	38	43	16
2009	14	56	25	6	15	44	21	20	NA	NA	NA	NA
2010	23	47	27	3	11	45	29	15	11	46	35	9
2011	21	64	13	2	17	53	23	8	3	58	35	5
2012	28	53	16	3	22	47	15	16	14	53	29	4
State 2012	25	57	14	5	21	47	17	15	16	51	25	8

Grade 11	Reading				Math				Writing			
Fall of:	% Proficient w/ Distinction	% Proficient	% Partially Proficient	% Substantially Below Proficient	% Proficient w/ Distinction	% Proficient	% Partially Proficient	% Substantially Below Proficient	% Proficient w/ Distinction	% Proficient	% Partially Proficient	% Substantially Below Proficient
2007	11	55	15	20	2	20	31	47	1	31	47	22
2008	11	54	22	13	0	25	24	52	1	35	55	9
2009	20	47	24	10	2	28	35	35	10	51	35	4
2010	15	43	24	18	0	24	30	46	0	34	54	12
2011	25	42	16	16	2	27	33	37	0	36	57	7
2012	26	50	20	4	1	40	30	29	2	29	61	9
State 2012	29	48	15	8	2	35	26	36	3	38	48	11



# Our 2013 Graduates—College Acceptances

---

American International College	Hofstra University	Rivier University
Anna Maria College	Johnson & Wales University	Saint Anselm College
Becker College	Keene State College	Saint Joseph's College
Carleton College	Lakes Region Community College	Saint Lawrence University
Carnegie Mellon	Lyndon State College	Saint Michael's College
Castleton State College	Maine College of Art	Seton Hall University
Clark University	Manchester Community College	Southern New Hampshire University
Colby Sawyer College	Merrimack College	University of Maine
College of Saint Mary Magdalen	Nashua Community College	University of Maine Farmington
Connecticut College	New England College	University of Massachusetts Lowell
Culinary Institute of America	New England Culinary Institute	University of New England
Elms College	Newbury College	University of New Hampshire
Emmanuel College	NHTI Community College	University of Rochester
Endicott College	New Hampshire Technical Institute	University of Southern Maine
Franklin Pierce University	Plymouth State University	Union College
Granite State College	Purchase College	Welding Technology
Great Bay Community College	Regis College	Wheaton College
Hobart and William Smith Colleges	Rensselaer Polytechnic Institute	William Smith College
		Worcester Polytechnic Institute

---

Raymond School District  
School District Newsletter  
43 Harriman Hill Road  
Raymond, NH 03077

NON-PROFIT ORG. CARR-RT U.S. POSTAGE <b>PAID</b> PERMIT NO. 10 RAYMOND, NH 03077
---

**Raymond School District Newsletter**

<b>POSTAL PATRON</b>
----------------------